

NTESMO

**NTESMO MSATS
PROCEDURE**

CATS Procedure Principles
and Obligations

Contents

1. INTRODUCTION	4
1.1. Purpose and Scope	4
1.2. Definitions and Interpretation	4
1.3. Commencement of Changes	5
1.4. Related AEMO Documents	5
2. Obligations by Role	6
2.1. General Obligations	6
2.2. Financially Responsible Market Participant	6
2.3. Local Network Service Provider	8
2.4. Metering Data Provider	9
2.5. Metering Provider	10
2.6. Metering Coordinator	10
2.7. Retailer of Last Resort (RoLR)	11
2.8. Not used in the NT Procedures	11
2.9. Not used in the NT Procedures	11
2.10. AEMO	11
2.11. Embedded Networks	12
3. MSATS REPORTS	15
3.1. MSATS Reports	15
4. CATS Codes and Rules for a Change Request	16
4.1. Change Reason Code	16
4.2. Not used in the NT Procedures	17
4.3. Jurisdiction Codes	17
4.4. Objection Codes and Rules	18
4.5. NMI Classification	19
4.6. End User Classification	20
4.7. Status Codes	20
4.8. Metering Installation Type Codes	21
4.9. Read Type Code	21

4.10.	Not used in the NT Procedures	23
4.11.	Not used in the NT Procedures	23
4.12.	Embedded Network Codes and Rules	23
5.	Guidelines for managing Concurrent Retail Transfers	25
5.1.	Definition of Concurrent Retail Transfers	25
6.	Change Retailer –CHANGE REQUESTS	26
6.1.	Change Retailer	26
6.2.	Error Corrections	29
7.	REVERSE – CHANGE REQUESTS	32
7.1.	Reverse – SMALL NMIs	32
8.	PROVIDE DATA – CHANGE REQUESTS	35
8.1.	Provide Actual Change Date	35
9.	CREATE NMI – CHANGE REQUESTS	37
9.1.	Create NMI	37
9.2.	Create Child NMI	40
9.3.	Not used in the NT Procedures	43
9.4.	Not used in the NT Procedures	44
10.	CREATE AND Maintain METERING – CHANGE REQUESTS	45
10.1.	Create Metering Installation Details	45
10.2.	Exchange of Metering Information	48
10.3.	Change Metering Installation Details	51
10.4.	Not used in the NT Procedures	54
10.5.	Not used in the NT Procedures	55
10.6.	Change Network Tariff Code	56
11.	Not used in the NT Procedures	58
12.	Maintain NMI – CHANGE REQUESTS	59
12.1.	Update Next Scheduled Read Date	59
12.2.	Backdate NMI	61
12.3.	Change NMI	65
12.4.	Change NMI – Customer Classification Code	67

12.5.	Change NMI Embedded Network – Child	69
12.6.	Change Parent Name	71
13.	Change Role – CHANGE REQUESTS	73
13.1.	Change LNSP	73
13.2.	Change MDP	75
13.3.	Change MC	78
13.4.	Change ENLR – Child NMI	80
13.5.	Change ROLR	82
13.6.	Change MPB or MPC or Both	84
13.7.	Change Multiple Roles	85
14.	Not used in the NT Procedures	89
15.	AEMO ONLY – CHANGE REQUESTS	90
15.1.	AEMO-Initiated Standing Data Updates	90
15.2.	Change Role, TNI or DLF CODE – Bulk Change Tool (BCT)	93
16.	Access to CATS Standing Data	96
16.1.	Introduction	96
16.2.	Participant	96
16.3.	Request a NMI Discovery Search	97

Version Release History

Version	Date	Comments
1.0	2 October 2023	Initial NT procedure based on NEM version 5.3
1.1	1 September 2024	Change of effective date only
1.2	1 September 2024	NT procedure based on NEM version 5.7

Formatted Table

PREPARED BY:	NT Electricity System & Market Operator
VERSION:	1.2
EFFECTIVE DATE:	1 September 2024
STATUS:	Draft

Approved for distribution and use by:	
APPROVED BY:	Michael Besselink
TITLE:	EGM Core Operations
Date	31 January 2024 <u>5 April 2024</u>

INTRODUCTION

1.1. Purpose and Scope

These are the Market Settlements and Transfer Solution (MSATS) Procedures – Consumer Administration and Transfer Solution (CATS) Procedure Principles and Obligations made under clause S7A.1.3 of the Northern Territory National Electricity Rules (**NT NER**) (**Rules**).

These Procedures have effect only for the purposes set out in the NT NER. The NT NER prevails over these Procedures to the extent of any inconsistency.

1.2. Definitions and Interpretation

The Communications Guideline:

- i. is incorporated into and forms part of these Procedures; and

- ii. should be read in conjunction with these Procedures.

The NT Procedures are based on the equivalent MSATS and B2B procedure documents from the National Electricity Market (NEM). To maintain document alignment where a section or element of the NEM MSATS and B2B procedures is not used in the NT procedures this has been replaced with the phrase 'Not used in the NT Procedures' rather than that section or element be deleted from the NT Procedures.

(a)

1.3. Commencement of Changes

Changes to these Procedures will take effect at 00:00 hours *Central Standard Time* on the day of effect after notice has been given to Participants of the changes.

1.4. Related AEMO Documents

Title	Location
CATS Hints and Tips	https://www.aemo.com.au/energy-systems/electricity/national-electricity-market-nem/market-operations/retail-and-metering/market-settlement-and-transfer-solutions-msats
Guide to MSATS B2B	https://www.aemo.com.au/energy-systems/electricity/national-electricity-market-nem/market-operations/retail-and-metering/market-settlement-and-transfer-solutions-msats
Guide to MSATS Web portal	https://www.aemo.com.au/energy-systems/electricity/national-electricity-market-nem/market-operations/retail-and-metering/market-settlement-and-transfer-solutions-msats
Introduction to MSATS	https://www.aemo.com.au/energy-systems/electricity/national-electricity-market-nem/market-operations/retail-and-metering/market-settlement-and-transfer-solutions-msats
NMI Allocation Procedure	https://www.powerwater.com.au/_data/assets/pdf_file/0018/5742/Approved-NMI-Allocation-Procedure.pdf
Communications Guidelines	www.ntesmo.com.au/library/procedures
Standing Data for MSATS	www.ntesmo.com.au/library/procedures

Formatted Table

2. Obligations by Role

2.1. General Obligations

- (a) Participants must select the most applicable Transaction Type Code or Change Request Code for their proposed transaction.
- (b) A Participant must not seek access through MSATS to the data pertaining to a *NMI* unless it has, or had, a known and commercial relationship with the *NMI* except when conducting a *NMI* Discovery Search 1, 2 or 3.
- (c) A Participant must not use a facility provided in MSATS for a purpose other than allowed by these Procedures.
- (d) A Participant must not enter an Actual End Date into MSATS unless it has a known and commercial relationship with the *NMI* to which the Actual End Date refers.
- (e) A Participant:
 - i. must not raise an Objection Code, unless the Objection is fair and reasonable;
 - ii. must produce evidence to NTESMO to substantiate the raising of an Objection Code as fair and reasonable, within one business day of a request by NTESMO to produce such evidence; and
- (f) must produce evidence to NTESMO otherwise to demonstrate compliance with the requirements of these Procedures, within five business days of a request by NTESMO to produce such evidence. A Participant may object to a Change Request by using an Objection Code and adhering to Objection Rules.
- (g) Participants must ensure that the transfer of a *NMI* from one Financially Responsible Market Participant (FRMP) to another FRMP is not delayed.
- (h) Participants must ensure that CATS Standing Data is kept current and relevant for all the *NMIs* for which they are responsible.
- (i) Unless a different timeframe is specified in these Procedures, a Participant must update the CATS Standing Data, for all *NMIs* for which they are responsible, within 10 *business days* of being advised by a Participant or becoming aware that the CATS Standing Data is no longer current or relevant.
- (j) Participants may request reports from MSATS for the *NMIs* with which it has a relationship.
- (k) Participants must consider and action as necessary within two *business days* any requests from Participants that have been incorrectly assigned Roles.
- (l) A Participant must notify other impacted Participants within five *business days* of becoming aware that CATS Standing Data related to a *NMI* is incorrect, and the Participants must cooperate with each other to facilitate the correction of the CATS Standing Data.

2.2. Financially Responsible Market Participant

The New FRMP must:

- (a) Ensure that the Metering Coordinator (MC) in MSATS reflects the appointment of the MC at the *connection point* in accordance with the NT NER.
- (b) Ensure that an Initial MC is only nominated as a New MC, on a CR10XX, where they are already the Current MC.

- (c) Initiate a Change Request for the transfer of a *NMI* in accordance with the applicable Timeframe Rules, ensuring a customer transfer is raised no later than one *business day* following either:
 - (i) for a prospective customer transfer, the day of obtaining Explicit Informed Consent to commence the customer transfer; or
 - (ii) for a retrospective customer transfer, the end of the relevant cooling-off period.
- (d) Not used in the NT procedures
- (e) Manage the transfer process if there are any matters that require attention in regard to the *NMI*, either from the operation of MSATS or from events that are external to its operation.
- (f) Adopt the Role of Embedded Network Local Retailer (ENLR) for *child connection points* where they are the FRMP of the Parent *NMI*.
- (g) Ensure that any Pending retail transfers are withdrawn within 210 *days* of the lodgement of the Change Request.
- (h) Withdraw a Change Request as soon as practicable, and within two *business days*, of being aware that the transfer cannot occur.
- (i) Ensure that for a site with a BASIC meter a change request is only raised with a read type code of SP (Special Read)

The Current FRMP must:

- (j) Not used in the NT Procedures.
- (k) Not used in the NT Procedures.
- (l) Be responsible for *settlement* in respect of a *NMI* until the *actual date* of the *NMI* transfer to a *New FRMP* or until the *NMI* is classified as 'extinct'.
- (m) Remain the Current FRMP and be responsible for all End User billing up to the actual date of change of financial responsibility to the New FRMP as notified by MSATS.
- (n) Consider and action as necessary within two *business days* any requests from incorrectly assigned Participants to correct the Participant allocation in MSATS.
- (o) Not used in the NT Procedures .
- (p) Not used in the NT Procedures .
- (q) Provide or update, respectively, an End User's Customer Classification Code, within five *business days* of:
 - (i) the Current FRMP becoming aware that the value in MSATS is not populated or is incorrect; or
 - (ii) the *NMI* Status Code becoming 'A' in MSATS, where the Customer Classification Code has changed.
- (r) Update or provide the Customer Classification Code as per the following:
 - (i) for an End User at a *NMI* where the Customer Classification Code has changed, within five *business days* of any New contract with an End User at that *connection point*;
 - (ii) within five *business days* of becoming aware of a change to the Customer Classification Code; and
 - (iii) within five *business days* of an End User Transfer Change Request being Completed, where the Customer Classification Code has changed.
- (s) Not used in the NT Procedures
- (t) Not used in the NT Procedures.
- (u) Not used in the NT Procedures

2.3. Local Network Service Provider

The New Local Network Service Provider (LNSP) must:

- (a) Initiate a Create NMI Change Request within two *business days* of a request by a FRMP, or of the mandatory information required by the Change Request becoming available, whichever is the later.
- (b) When creating a NMI populate the LR field with GLOPOOL.
- (c) Consider and action as necessary within two business days any requests from incorrectly assigned Participants to correct a Create NMI Change Request in MSATS.

The Current (LNSP) must:

- (d) Allocate a NMI and NMI Checksum for each *connection point* in accordance with the NT NMI Procedures and clause 7A.11.1 of the NT NER.
- (e) Not used in the NT Procedures .
- (f) Update the Customer Threshold Code within five *business days* of becoming aware that the existing Customer Threshold Code is incorrect for NMIs with a Customer Classification Code of 'BUSINESS' and a NMI Status Code of 'A', or 'D'.
- (g) Update or remove, as required, the Customer Threshold Code for a NMI within five *business days* of the Customer Classification Code being changed to 'RESIDENTIAL'.
- (h) Provide Distribution Loss Factor (DLF) Codes and values to AEMO for the initial population of the DLF Code in MSATS.
- (i) Update NMI Status Code to 'D' within five *business days* of the *connection point* being de-energised by the LNSP. The Proposed Change Date shall be the day after the de-energisation for an Interval Metered *connection point* or the day of the de-energisation for an Accumulation Metered *connection point*.
- (j) Update the NMI Status Code to 'A' (Active) within five *business days* of the *connection point* being re-energised by the LNSP. The Proposed Change Date shall be the day the *connection point* is re-energised.
- (k) Update the NMI Status Code to 'X' (Extinct) within five *business days* of becoming aware of the abolition of the *connection point*. The Proposed Change Date shall be the day after the *connection point* was removed for an Interval Metered *connection point* or the day of the removal for an Accumulation Metered *connection point*.
- (l) Ensure that Network Tariff details for each *NMI* in its area are stored in the Network Tariff Code field at the Register ID level.
- (m) Correct the network tariff code or engage with the current FRMP to confirm an appropriate network tariff code where the LNSP considers the network tariff code is inappropriate for the site in MSATS.
- (n) Subject to any applicable Jurisdictional restrictions, use reasonable endeavours to provide *NMI* and NMI Checksum (other than when this is available via a NMI Discovery Search) to the New FRMP within one *business day* of a follow-up request for this information from the New FRMP for a Site identified in the request by reference to any of the following:
 - (i) a unique meter identifier held by the LNSP;
 - (ii) a street address; or
 - (iii) the Delivery Point Identifier (DPID).
- (o) If a computer search by the LNSP does not produce a unique match for the information provided by the *retailer*, the LNSP must provide the *retailer* with any computer matches achieved up to a maximum of 99.
- (p) Subject to any applicable Jurisdictional restrictions, provide *NMI Standing Data* (other than data available via a NMI Discovery Search or the MSATS C7 report) to the New FRMP within two *business days* of a request from the New FRMP for a Site identified in the request by reference to the *NMI* and NMI Checksum.

- (q) Consider and action as necessary within two *business days* any requests from incorrectly assigned Participants to correct a Create NMI Change Request in MSATS.
- (r) Consider and action as necessary within two *business days* any requests from other Participants to correct erroneous *NMI Standing Data*.
- (s) Allocate a name to the Parent NMI and provide the name to AEMO.
- (t) For the field Shared Fuse Arrangement always populate the field with N as this field is not used in the NT.
- (u) Not used in the NT Procedures
- (v) Not used in the NT Procedures.

The Current LNSP may:

- (w) Update the Customer Threshold Code for *NMIs* with a Customer Classification Code of 'RESIDENTIAL'.

2.4. Metering Data Provider

An MDP must:

- (a) Use reasonable endeavours to provide *metering data* to the relevant *Registered Participants*, in accordance with the agreed NT Service Level Procedure.
- (b) Use reasonable endeavours to provide Historical Data to the Current FRMP within two *business days* of a request for this information from the Current FRMP. Historical Data is for a period of up to 12 months or otherwise as defined by the relevant Jurisdiction.
- (c) Not used in the NT Procedures
- (d) Not used in the NT Procedures
- (e) Not used in the NT Procedures
- (f) Not used in the NT Procedures
- (g) Not used in the NT Procedures

The New MDP must:

- (h) Provide the Actual Change Date to MSATS for Change Requests for which it receives a Data Request for an Actual Change Date. If a manual Meter Reading has been done, the Actual Change Date must be the date of the Meter Reading. If more than one *meter* exists for the *NMI*, all *meters* should be read on the date of the Actual Change Date that is being provided.
- (i) Provide CATS Standing Data (other than *NMI* data access information) to the New FRMP within two *business days* of a request for this information from the New FRMP.
- (j) For *metering installation* types 1-4 and 4A, upon receiving a request from an MPB, provide the *NMI* suffix information applicable to the *metering installation* within two *business days*.

The Current MDP must:

- (k) Provide *metering data*, in accordance with the NT NER, for both the period before and the period after the completion of the transfer.
- (l) Provide the Actual Change Date to MSATS for Change Requests for which it receives a Data Request for an Actual Change Date. If a manual Meter Reading has been done, the Actual Change Date must be the date of the manual Meter Reading. If more than one meter exists for the *NMI*, all meters should be read on the date of the Actual Change Date that is being provided.
- (m) Where a Data Request has not been received or the Proposed Date does not align with an actual read date, for Metering Data Types of Manually Read, then a substituted reading must be provided upon completion of a retail transfer in accordance with the NT Service Level Procedure.
- (n) Not used in the NT Procedures

(o) Not used in the NT Procedures

- (p) Not used in the NT Procedures
- (q) For *metering installations* that are manually read, update the Next Scheduled Reading Date (NSRD) within two *business days* of a *meter* being read.
- (r) For *metering installation* types 1-4 and 4A, upon receiving a request from an MPB, provide the *NMI* suffix information applicable to the *metering installation* within two *business days*.
- (s) Not used in the NT Procedures.

2.5. Metering Provider

A Metering Provider (known as a MPB through these procedures) must:

- (a) Where an Metering Provider is to update an Interval Meter Register Status Code to 'D' (Remotely De-energised) for a *connection point* that is remotely de-energised, the Proposed Change Date must be the day after the *connection point* is de-energised.
- (b) Where an Metering Provider is to update an Interval Meter Register Status Code for Interval Meter to 'C' (Current) for a *connection point* that is remotely re-energised, the Proposed Change Date must be the day on which the *connection point* is re-energised.

The New Metering Provider must:

- (c) For *metering installation* types 1-4 and 4A, contact the MDP and agree the *NMI* suffix information prior to updating MSATS with all Meter Register data.
- (d) Upon the installation or re-configuration of the *metering installation*, update MSATS with all Meter Register data, as agreed with the MDP within five *business days* of becoming the Metering Provider
- (e) Provide to the MC and the Current LNSP any additional technical information regarding the *metering installation* within five *business days* of becoming the Current Metering Provider.

The Current Metering Provider must:

- (f) Provide to the Current LNSP any Meter Register data regarding the *metering installation* that is not recorded in MSATS within two *business days* of request.
- (g) Provide additional *metering installation* details to MSATS within two *business days* of receiving a Data Request.
- (h) Consider and action as necessary any request to correct erroneous details relating to the Meter Register and Register Identifier Status Code within five *business days* of notification.
- (i) Upon the configuration of the *metering installation*, update MSATS with all Meter Register data, as agreed with the MDP within five *business days* of performing a metering configuration change.
- (j) Update the Meter Register Status Code within 5 *business days* of a change in *meter* register conditions, including the remote de-energisation and remote re-energisation.
- (k) Not used in the NT Procedures
- (l) Not used in the NT Procedures
- (m) Where a site has a prepaid meter populate the Meter Use field with 'PREPAID'.

2.6. Metering Coordinator

An MC must:

- (a) Appoint an MDP to provide *metering data services*, and provide the FRMP with the name of that MDP, and ensure that *metering data services* are provided in accordance with the NT NER and the procedures authorised under the NT NER.

- (b) Appoint an MP for the provision, installation and maintenance of the *metering installation*, and ensure that the *metering installation* is provided, installed and maintained in accordance with the NT NER and the procedures authorised under the NT NER.

The New MC must:

- (c) Ensure that the Roles nominated in a Change Request are correct. Any errors or omissions must be notified to the initiator of the Change Request within two *business days* of the error or omission being identified.
- (d) Ensure that the *metering installation* meets all requirements prescribed in the NT National Electricity Rules and the NT Electricity Retail Supply Code in accordance with the *NMI* classification before transfer of the customer.
- (e) Ensure that the Meter Reading is available in relation to the Actual Change Date.
- (f) Ensure that the final Meter Reading is obtained in relation to a change of a relevant component of a *metering installation*.
- (g) Ensure that all *metering data* is provided to the Current LNSP, the Current LR, the Current MDP and the Current FRMP, from which the *NMI* was transferred to enable the continuity of billing up until the actual transfer date or abolishment date.
- (h) Ensure that the *metering installation* and the communication facilities to the *metering installation* are in place and remain in place.

The Current MC must:

- (i) Ensure that CATS Standing Data (other than *NMI* data access information) is provided to the New FRMP within two *business days* of a request for this information from the New FRMP.
- (j) Ensure that any Meter Register data regarding the *metering installation* that is not recorded in MSATS is provided to the LNSP within five *business days* of request.
- (k) Not used in the NT Procedures
- (l) Not used in the NT Procedures

2.7. Retailer of Last Resort (RoLR)

As the RoLR for a RoLR Event is determined and appointed by the Utilities Commission, the RoLR Role in MSATS is for indicative purposes only (refer to section 13.6).

2.8. Not used in the NT Procedures

2.9. Not used in the NT Procedures

2.10. AEMO

AEMO must:

- (a) Not used in the NT Procedures.
- (b) Enter the DLF Codes provided by an LNSP into MSATS within two *business days* of receipt.
- (c) Maintain changes to codes and rules in MSATS in accordance with the NT MSATS Procedures. AEMO must correct any discrepancies as soon as practicable once identified.
- (d) Use the Bulk Change Tool (BCT) to transfer to the nominated RoLR the CATS Standing Data for all *connection points* associated with a Current FRMP that has been suspended from operating in the

market.

- (e) Populate MSATS with the Embedded Network Code that had been provided to AEMO by the LNSP within two *business days* of receipt.
- (f) Maintain the Transmission Node Identity (TNI Code and TNI Code 2) records in MSATS.
- (g) Not used in the NT Procedures.
- (h) Not used in the NT Procedures.
- (i) Not used in the NT Procedures.
- (j) Not used in the NT Procedures.
- (k) Not used in the NT Procedures
- (l) Not used in the NT Procedures
- (m) Where required to Object to a Change Request, use the most appropriate Objection Code. If there is no Objection Code that describes the reason for the Objection, AEMO must use the BLOCK Objection Code.
- (n) Where a NMI is classified in conjunction with a Participant registration process and the LNSP has no role in the classification of the site, AEMO will update the NMI Classification Code if it believes it is clearly incorrect.
- (o) Populate and maintain the Delivery Point Identifier (DPID) and the Geocoded National Address File Point Identifier (GNAF PID) records in MSATS where applicable.
- (p) Not used in the NT procedures

AEMO may:

- (q) Cancel/withdraw any incomplete Change Request that is a CR6800 if it exceeds 730 days from the date of initiation, and all the other incomplete Change Request types if they exceed 220 days from the date of initiation. Note: An automatic nightly MSATS process is used to cancel/withdraw all dormant Change Requests.

2.11. Embedded Networks

The LNSP must, for each *child connection point*:

- (a) Allocate a set/range of *NMIs* for the embedded network.
- (b) Initiate a Create NMI Change Request within two *business days* of a request by a FRMP, or of the mandatory data required by the Change Request becoming available, whichever is the later.
- (c) Consider and action as necessary within two *business days* any requests from incorrectly assigned Participants to correct a Create NMI Change Request in MSATS.
- (d) Manage the distribution of *NMIs*.
- (e) Allocate a name to the Parent NMI and provide the name to AEMO (note: this only applies in situations where a Child NMI is also a Parent NMI of another *embedded network* and AEMO needs to create an *embedded network* name in MSATS).
- (f) Allocate an existing Embedded Network Code of a Parent NMI to each Child NMI.
- (g) When creating a NMI populate the LR field with the FRMP of the Parent NMI.

The LNSP must, for each *child connection point*:

- (h) Allocate a *NMI* and NMI Checksum.
- (i) Not used in the NT Procedures
- (j) Update the Customer Threshold Code within five *business days* of becoming aware that the

existing Customer Threshold Code is incorrect for *NMIs* with a Customer Classification Code of 'BUSINESS' and a NMI Status Code of 'A', or 'D'.

- (k) Update or remove, as required, the Customer Threshold Code for a *NMI* within five *business days* of the Customer Classification Code being changed to 'RESIDENTIAL'.
- (l) Enter the DLF Code for each *child connection point* within its *embedded network*, and ensure all Child NMIs attached to an *embedded network* have the same DLF Code, and that this DLF Code is the Parent NMI's DLF Code unless a Site specific DLF has been approved.
- (m) Enter the TNI Code for each *child connection point* within its *embedded network*, and ensure all Child NMIs attached to an *embedded network* have the same TNI Code and that this TNI Code is the Parent NMI's TNI Code.
- (n) Update Child NMI Status Code to 'D' within five *business days* of the *child connection point* being de-energised. The Proposed Change Date shall be the day after the de-energisation for an Interval Metered *child connection point* or the day of the de-energisation for an Accumulation Metered *child connection point*.
- (o) Update the Child NMI Status Code to 'A' within five *business days* of the *child connection point* being re-energised. The Proposed Change Date shall be the day the *child connection point* is re-energised.
- (p) Update the Child NMI Status Code to 'X' within five *business days* of becoming aware of the abolition of the *child connection point*. The Proposed Change Date shall be the day after the *child connection point* was removed for an Interval Metered *child connection point* or the day of the removal for an Accumulation Metered *child connection point*.
- (q) Update Child NMI Status Code to 'N' (Off Market NMI) within five *business days* of the *connection point* no longer being settled in the *NTEM*.
- (r) Update Child NMI Status Code from 'N' to 'A' within five *business days* of the *connection point* becoming on-market.
- (s) Ensure that Network Tariff details for each *NMI* in its area are stored in the Network Tariff Code field at the Register ID level.
- (t) Provide the *NMI* and NMI Checksum (other than when this is available via a NMI Discovery Search 1) to the New FRMP within one *business day* of a request from the New FRMP, where the New FRMP uses any of the following information to identify the Site:
 - o a unique meter identifier;
 - o a street address; or
 - o the DPID.

If a computer search by the LNSP does not produce a unique match for the information provided by the *retailer*, the LNSP must provide the *retailer* with any computer matches achieved up to a maximum of 99.
- (u) Provide *NMI Standing Data* (other than data available via a NMI Discovery Search or the MSATS C7 report) to the New FRMP within two *business days* of a request from the New FRMP for the Site identified in the request by reference to the *NMI* and NMI Checksum.
- (v) Consider and action any requests from incorrectly assigned Participants to correct a Create NMI Change Request in MSATS within two *business days* of receiving the request.
- (w) Consider and action any requests from other Participants to correct erroneous *NMI Standing Data* within two *business days* of receiving the request.

The Current LNSP may, for *child connection points*:

- (x) Update the Customer Threshold Code for *NMIs* with a Customer Classification Code of 'RESIDENTIAL'.

3. MSATS REPORTS

3.1. MSATS Reports

The following reports are available to Participants from MSATS.

Table 3-A – MSATS Reports

Report Name	Description
CATS C1	Data Replication Resynchronisation Report
CATS C3	NMI Change Request Report
CATS C4	NMI Master Report
CATS C7	New Participant Data Access Report
CATS C9	NMI Count Report
CATS C12	Report ROLR NMI Count

Formatted Table

4. CATS Codes and Rules for a Change Request

4.1. Change Reason Code

- (a) A Change Request carries with it a set of CATS Standing Data items. The set of data items will vary with the transaction selected by the Participant initiating the Change Request. Each transaction has a Change Reason Code. The Change Reason Codes govern the population of data in a Change Request.
- (b) For each Change Reason Code, the following parameters are defined:
 - (i) The Participants permitted to initiate a Change Request.
 - (ii) The data items that can be populated in the Change Request.
 - (iii) The data that must already be present in MSATS before the Change Request can be Completed.
 - (iv) Whether another Participant must supply the exact date of the change (i.e. is the MDP required to supply the date of the Actual Meter Reading to Complete the Change Request).
 - (v) The date range window.
 - (vi) The Objection Logging Period.
 - (vii) The Objection Clearing Period.
 - (viii) The Roles that will be notified of a Change Request, and at what stages in the Change Request that they will be notified.
 - (ix) The Participants who can Object to Change Request and the basis for Objection.
- (c) For any Change Reason Code, some elements are defined globally (i.e. they apply in all Jurisdictions) while others are defined separately for each Jurisdiction.
- (d) Within certain Change Reason Codes, the Participant must provide data items associated with address information as:
 - (i) mandatory information, which includes locality (which has the same meaning as 'suburb'), state and postcode.
- (e) The Change Reason Codes and a brief description of each are provided in Table 4-A.

Table 4-A –Change Reason Codes

Event	CR	Description	Initiating Participant
Change Retailer	1000, 1010	Change Retailer	New FRMP
	1020 ⁽ⁱ⁾	Change Retailer –Long Term/Error (not SMALL)	New FRMP
	1023	New <i>NMI</i> – Update/Correct FRMP on Greenfield Site (SMALL NMI only)	New FRMP
	1025	Transferred in error (SMALL NMI only)	New FRMP
	1029	Other Error Corrections (SMALL NMI only)	New FRMP
	1030, 1040	Change Retailer – Move-In	New FRMP
	1071	Other Error Corrections (NT NMI only)	New FRMP
Reverse	1060	Cooled Off (SMALL NMI only)	Current FRMP
	1061	Not used in the NT Procedures	
Provide Data	1500	Provide Actual Change Date	New and Current MDP
Create NMI	2000, 2001	Create <i>NMI</i> Details	New LNISP
	2020, 2021	Create <i>NMI</i> Details – Child	New LNISP
	2500, 2501	Not used in the NT Procedures	

Formatted Table

Formatted Table

Event	CR	Description	Initiating Participant
	2520, 2521	Not used in the NT Procedures	
Create and Maintain Metering	3000, 3001 ⁽²⁾	Create <i>metering installation</i> details	Current MPB
	3004, 3005 ⁽²⁾	Exchange of Metering Information	Current MPB
	3050, 3051 ⁽²⁾	Change <i>metering installation</i> details	Current MPB
	3080, 3081	Not used in the NT Procedures	
	3090, 3091 ⁽²⁾	Not used in the NT Procedures	
	3100, 3101	Change Network Tariff Code	Current LNSP
Create and Maintain Datastream	4000, 4001 ⁽³⁾	Not used in the NT Procedures	
	4004, 4005 ⁽³⁾	Not used in the NT Procedures	
	4050, 4051 ⁽³⁾	Not used in the N NT Procedures T	
Maintain NMI	5050, 5051	Change <i>NMI</i> Details	Current LNSP
	5001	Backdate <i>NMI</i> Start Date	AEMO or LNSP
	5021	Backdate <i>NMI</i> Start Date – Child	Current LNSP
	5054, 5055	Change <i>NMI</i> Details – Customer Classification Code	Current FRMP
	5056, 5057	Not used in the NT Procedures	
	5060, 5061	Change <i>NMI</i> Details – Child	Current LNSP
	5070, 5071	Update Next Scheduled Read Date	Current MDP
	5080, 5081	Change Parent Name	Current LNSP
	5100, 5101	Change <i>NMI</i> Details (AEMO only)	AEMO
Change Role	6100, 6110	Change LNSP	New LNSP
	6200, 6210	Change MDP	Current FRMP or Current MC
	6300, 6301	Change MC	New MC or Current FRMP
	6421	Change LR – Child NMI	New LR
	6500, 6501	Change RoLR	New RoLR
	6700, 6701	Change MP	Current MC
	6800, 6801	Change Multiple Roles	Current FRMP or Current MC
Auto Change Role – System	ECLR	Not used in the NT Procedures	
	EPFR	Not used in the NT Procedures	
AEMO Only	5110,5111	Not used in the NT Procedures	AEMO
	2100.2101	Not used in the NT Procedures	AEMO
	BCxx	Invoke Bulk Change Process	AEMO
	ROLR	Invoke Retailer of Last Resort	AEMO

Note (1): "not SMALL NMI" means LARGE, WHOLESAL DIRS, TIRS, DGENRATR, INTERCON, GENERATR, BULK, NREG, DWHOLSAL, XBOUNDRY or SAMPLE NMIS.

Note (2): A single Change Request using these Change Reason Codes may be populated with multiple Meter Serial IDs.

Note (3): A single Change Request using these Change Reason Codes may be populated with multiple *NMI* suffixes.

4.2. Use of Local Retailer (LR)/Embedded Network Local Retailer (ENLR) within this Procedure

The Local Retailer (LR) field can specify either the LR or the ENLR.

Where the Change Request is associated with an embedded network, the ENLR (as the specified LR) will receive Change Request Status Notifications. Objection Rules may also apply allowing the ENLR (as the specified LR) to lodge an objection.

For all other Change Requests the LR field in both the Objection Rules and Change Request Status Notifications Rules tables will not be populated.

4.3. Jurisdiction Codes

- (a) The Jurisdiction Codes defined in Table 4-B identifies the Jurisdiction in which a *MMI* is situated.
- (b) The Jurisdiction Code is used to apply Jurisdiction-based business rules.

Table 4-B – Jurisdiction Codes

Code	Description
ACT	Australian Capital Territory
ALL	All Jurisdictions
NEM	National Electricity Market
NSW	New South Wales
NT	Northern Territory
QLD	Queensland
SA	South Australia
TAS	Tasmania
VIC	Victoria

Formatted Table

4.4. Objection Codes and Rules

- (a) A Participant can Object to a Change Request only on:
- (i) The basis of the Objection Codes defined in Table 4-C; and
 - (ii) the condition that the Participant is able to produce evidence to NTESMO to substantiate the raising of an Objection Code as fair and reasonable, within one business day of a request by NTESMO to produce such evidence.

Table 4-C – Objection Codes

Code	Description
BADDATA	Used by a Participant to confirm that the standing data in the change request or the NMI Master Record is incorrect (e.g. Meter Serial ID). If the Participant role is incorrect; use NOTRESP.
BADMETER	Used by the MDP for change retailer requests, where the Read Type Code is not compatible with the method for collecting <i>metering data</i> at the <i>metering installation</i> .
BADPARTY	Used by the MC when the MDP, MPB, or MPC nominated on a change of retailer request or change of role is incorrect as they are not the party appointed by the MC, or do not have the capability or capacity to operate in the Role proposed. The Current MC may use BADPARTY Objection Code to object to the change of the MC for SMALL NMIs in NT
BASICMET	Used in the NT where a customer transfer has been initiated for a site with a BASIC meter and no corresponding service order to exchange the meter to an interval meter for the site has been received.
BLOCK	AEMO Objection to the transaction either at the request of a Jurisdiction or for operational reasons.
CONTRACT	Not used in the NT Procedures
CRCODE	Can be used if the Change Reason Code being used does not apply to the <i>NMI</i> concerned.
DATEBAD	Used by the Current FRMP, or MDP for retrospective change of <i>retailer</i> or change of role requests where one or both of the Proposed Change Date, or Actual End Date is incorrect.
DECLINED	Can only be used by: (1) an Initial MC registered with NTESMO, which has been appointed in respect of a <i>connection point</i> , if either: (a) this Initial MC has notified a <i>retailer</i> at the <i>connection point</i> of a <i>metering installation malfunction</i> which has occurred to a <i>metering installation</i> (b) a <i>metering installation</i> is no longer a <i>metering installation</i> type 5 or 6 in respect of which an Initial MC is able to provide services; or (c) the MP and MDP for a <i>connection point</i> in MSATS are not accredited to provide services in respect of a <i>metering installation</i> type 5 or 6; or (2) a Participant other than an Initial MC who does not wish to perform the Role for which it is nominated in the Change Request.
NOACC (1)	Used where no access can be obtained to the <i>metering installation</i> to perform the manual collection of <i>metering data</i> required to facilitate a transfer of FRMP, or Meter Churn.
NOTAPRD	Used by the LNSP where a Participant is not accredited or authorised to operate within the LNSP area, most typically applying to the Role of MP.

Formatted Table

Code	Description
NOTAWARE	Used by the Current FRMP when no communication has been received from the New FRMP confirming that an error correction transaction will be processed.
NOTPRUD	Not used in the NT Procedures
NOTRANS	Used by the Current FRMP and only applies to retrospective change of <i>retailer</i> requests. A check of records shows no previous change of <i>retailer</i> request exists for the error correction change of <i>retailer</i> .
NOTRESP	Not responsible for <i>NMI</i> in the identified Role. For use by: <ol style="list-style-type: none"> 1. a nominated Participant to Object on the basis that they are not responsible in the Role in which they are nominated. 2. an Initial MC where they have been nominated as the new MC for a Greenfield site for which they are not accredited to provide services.
RETRO	Participant does not agree to a Retrospective Change.

Note (1): Objections for "NOACC" are not subject to Objection Logging Periods or Objection Clearing Periods. A valid Actual Change Date being entered against a Change Request with an Objection of "NOACC" will withdraw any "NOACC" Objections.

Formatted Table

4.5. NMI Classification

- (a) The NMI Classification Codes 'LARGE' and 'SMALL' are used in these Procedures. They are parameters for defining Change Reason Codes, application timeframes and Objection Rules
- (b) The NMI Classification Codes 'LARGE' and 'SMALL' are based on the total annual load of the NMI as per Table 4-D.

Table 4-D – NMI Classification Codes

Code	Description ⁽²⁾	Jurisdiction
BULK	Not used in the NT Procedures	-
DGENRATR	<i>Not used in the NT procedures</i>	All
DIRS	Not used in the NT Procedures <i>Connection point associated with an integrated resource system (IRS) registered with NTESMO that is connected to a registered network other than a transmission network or embedded network. This NMI Classification is to be assigned by NTESMO from the IRS registration approval date</i>	All
DWOLSAL	Not used in the NT Procedures	-
EPROFILE	Not used in the NT Procedures	-
GENERATR	<i>Connection point associated with a generating system classified as a Market Generator by NTESMO. This NMI Classification is to be assigned by NTESMO.</i>	All
INTERCON	Not used in the NT Procedures	-
LARGE ⁽¹⁾	Business Customer >=750 MWh	Northern Territory
NCONUML	Not used in the NT Procedures	-
SAMPLE	Not used in the NT Procedures	-
NREG	Not used in the NT Procedures	-
SMALL ⁽¹⁾	Business Customer <750 MWh	Northern Territory
	Residential Customer <160 MWh	Northern Territory

Formatted Table

NREG	Not used in the NT Procedures	-
TIRS	Not used in the NT Procedures Connection point associated with an integrated resource system (IRS) registered with NTESMO that is connected to a transmission network. This NMI Classification is to be assigned by NTESMO from the IRS registration approval date.	All
WHOLESALE	Not used in the NT Procedures Transmission network connection point where energy is directly purchased from the spot market by a Market Customer	All
XBOUNDRY	Not used in the NT Procedures	-

Note (1): These NMI Classification Codes: are used in the CATS Procedures; describe the customer consumption thresholds in the relevant Jurisdictions, for the purposes of metering in the NEM; are complemented by the Customer Classification Codes 'BUSINESS' and 'RESIDENTIAL', as noted in Table 4-E.
Note (2): See relevant Jurisdictional regulation for full details.

4.6. End User Classification

4.6.1. Customer Classification Code

- (a) The Customer Classification Code relates to an End User, or previous End User, at a single *connection point* to which the *NMI* applies.

Table 4-E – Customer Classification Codes

Code	Description ¹
BUSINESS	The End User has identified that the primary use of the connection point is for business purposes.
RESIDENTIAL	The End User has identified that the primary use of the connection point is for residential purposes.

Formatted Table

4.6.2. Customer Threshold Code

- (a) The Customer Threshold Code is mandatory for all *NMIs* with a *NMI Status Code* of 'A' or 'D', and a *Customer Classification Code* of 'BUSINESS'.
- (b) The *Customer Threshold Codes* are specified in Table 4-F.

Table 4-F – Customer Threshold Codes

Customer Threshold Code	Description
LOW	Consumption is less than 40MWh per annum
MEDIUM	Consumption is between 40MWh – 100MWh per annum
HIGH	Consumption is greater than 100MWh per annum.

Formatted Table

4.7. Status Codes

4.7.1. NMI Status Codes

- (a) The *NMI Status Codes* are used to determine if a *NMI* can be used for a retail transfer.
- (b) The *NMI Status Code* 'X' is the only status that does not allow *NMI* transfers between *retailers*.

Table 4-G – NMI Status Codes

Code	Name of code	Description of code
A	Active NMI	Applies when a <i>NMI</i> is energised.
D	Not energised NMI	Applies when the <i>NMI</i> exists in <i>MSATS</i> and the <i>connection point</i> is de-energised.
X	Extinct NMI	Applies when: <ul style="list-style-type: none"> the <i>network connection</i> has been permanently removed from the <i>connection point</i>, or; Under this condition the existing <i>NMI</i> will not be reallocated to any other <i>connection point</i> in the future. A <i>NMI</i> with this status can never be transferred.
G	Greenfield Site NMI	Applies to a Site that has never been energised. The <i>connection point</i> may require further Site works to be undertaken and will also require energisation. Once the <i>NMI Status Code</i> is changed from 'G', it cannot revert to 'G'.
N	Off Market Child NMI	Applies when a <i>child connection point</i> is no longer settled in the <i>NTEM</i>

Formatted Table

¹ Note (1): See relevant Jurisdictional regulation for full details.

4.7.2. Not used in the NT Procedures

4.7.3. Meter Register Status Codes

- (a) The Meter Register Status Codes denote the status of the *meter* in MSATS.
- (b) The only Meter Register Status Codes are 'C', 'R', and 'D' as defined in Table 4-H.

Table 4-H – Meter Register Status Codes

Code	Name of code	Description of code
C	Current	Applies when the Meter Register is current and not <i>disconnected</i> .
R	Removed	Applies when the Meter Register associated with the <i>NMI</i> is removed.
D	Remotely <i>disconnected</i>	Applies when the Meter Register is <i>disconnected</i>

Formatted Table

4.7.4. Register Identifier Status Codes

- (a) The Register Identifier Status Code indicates if a Meter Register is active.
- (b) The Register Identifier Status Codes are C and R and are defined in Table 4-I.

Table 4-I – Register Identifier Status Codes

Code	Name	Description
C	Current	Applies when a Meter Register at the <i>NMI</i> is current, i.e. connected to a <i>connection point</i> .
R	Removed	Applies when a Meter Register at the <i>NMI</i> is removed, i.e. not connected to a <i>connection point</i> .

Formatted Table

4.8. Metering Installation Type Codes

- (a) The Metering Installation Type Codes defined in Table 4-J identifies the type of *metering installation*

Table 4-J – Metering Installation Type Codes

Code	Description
BASIC	Accumulation Meter – Type 6
COMMS1	Interval Meter with communications – Type 1
COMMS2	Interval Meter with communications – Type 2
COMMS3	Interval Meter with communications – Type 3
COMMS4	Interval Meter with communications – Type 4
COMMS4C	CT connected <i>metering installation</i> that meets the <i>NT NER S7A.5.3 functionality requirements</i>
COMMS4D	Whole current <i>metering installation</i> that meets the <i>NT NER S7A.5.3 functionality requirements</i>
MRAM	<i>small customer metering installation</i> – Type 4A
MRIM	Manually Read Interval Meter – Type 5
NCONUML	Not used in the NT Procedures
PROF	Not used in the NT Procedures
SAMPLE	Not used in the NT Procedures
UMCP	Unmetered Supply – Type 7
VICAMI	Not used in the NT Procedures

Formatted Table

4.8.1. Not used in the NT Procedures

4.9. Read Type Code

- (a) The Read Type Code is a direction to the MDP that either:

- (i) a specified Meter Reading is to be used to facilitate the transfer or

(ii) that no Meter Reading is required.

(b) The Read Type Codes are specified in Table 4-K.

Table 4-K – Read Type Codes

Code	Name of code	Description of code
EI	Existing Remotely-Read Interval Meter	Advice from the New FRMP to the MDP that there is an existing Remotely Read Interval Meter at the <i>connection point</i> .
GR	Greenfield NMI	Used when the <i>NMI</i> being transferred is a greenfield <i>connection point</i> and has never had a <i>metering installation</i> physically installed at the <i>connection point</i> and the NMI Status is 'G'.
PR	Previous Read Date	Advice from the New FRMP to the MDP that the transfer is to occur on a previous Meter Reading. The previous Meter Reading must have been determined by MSATS, and have a Quality Flag of 'A' or 'F'. Only for a <i>CR1040</i> or <i>CR1071</i>
RR	Read Required	Not used in the NT Procedures
SP	Special Read	Advice from the New FRMP to the Current MDP that a B2B Service Order is being provided to arrange for a physical site visit to undertake a reading to facilitate an End User transfer, upon receipt of the relevant ServiceOrderRequest from the New FRMP. Must be used in the NT where a site has a Basic Meter requiring exchange to an interval meter for completion of the customer transfer.
UM	Unmetered Connection Point	Used when the <i>NMI</i> being transferred is an unmetered <i>connection point</i> .

(c)

The combinations of Read Type Codes, Metering Installation Type Codes and Change Reason Codes that can be valid, are specified in Table 4-L.

Table 4-L – Valid Combinations of Read Type Codes, Metering Data Type and Change Reason Codes

CR Code		1000		1010	1030		1040, 102X (except 1023)		1023	1071 (NT Jur only)	All
Metering Data Type*		Manually Read	Remotely Read	Manually Read	Manually Read	Remotely Read	Manually Read	Remotely Read	Not Applicable	ALL	UMCP
EI	Existing Interval Meter	No	Yes	No	No	Yes	No	Yes	No	Yes	No
GR	Greenfield NMI	No	No	No	No	No	No	No	Yes	No	No
PR	Previous Read Date	-	-	-	-	-	Yes	-	-	Yes	-
RR	Read Required	-	-	-	-	-	-	-	-	No	-
SP	Special Read	Yes	No	No	Yes	Yes	No	No	No	No	No
UM	Unmetered Connection Pt	No	No	No	No	No	No	No	No	No	Yes

Note: 102X refers to 1020, 1025 and 1029.

Note: No meter reading is required for CR Code 1023

Formatted Table

Formatted Table

4.10. Not used in the NT Procedures

4.11. Not used in the NT Procedures

4.12. Embedded Network Codes and Rules

(d)

- (a) MSATS requires each *embedded network* to be given a name, which is to be a code of up to 10 characters.
- (b) The LNSP must generate and provide the Embedded Network Code to AEMO:
 - (i) the first character of the Embedded Network Code is to be the first character of the Jurisdiction in which the *embedded network* is located.
 - (ii) the second character of the Embedded Network Code is to be a character chosen to represent the LNSP in whose *distribution network* the *embedded network* is *connected*.
 - (iii) the LNSP must liaise with the owner of the *embedded network* to determine the other characters of the Embedded Network Code as per the Embedded Network Code structure specified by AEMO²; and
 - (iv) the LNSP must provide the Embedded Network Code to AEMO within five *business days* from the time it receives the request from the *embedded network* owner or the LNSP acting on behalf of the *embedded network* owner.
- (c) The LNSP must provide to AEMO the following when providing the Embedded Network Code:
 - (i) description of the *embedded network* (up to 50 characters long).
 - (ii) locality, postcode and state of the *embedded network*.
 - (iii) start date of the *embedded network*.
 - (iv) DLF Code of the Parent NMI³; and
 - (v) TNI Code of the Parent NMI.⁴
- (d) The LNSP at the *parent connection point* must allocate the Embedded Network Code to the Parent NMI within two *business days* from the later of:
 - (i) being notified by AEMO that the Embedded Network Code has been created in MSATS; or
 - (ii) the mandatory information required by the Create NMI Change Request becoming available if the Parent NMI has not been created.
- (e) The LNSP must allocate the Embedded Network Code to the Child NMI which is the same as the Embedded Network Code of the Parent NMI.
- (f) Within five *business days* of being appointed as the LNSP for an *embedded network*, the LNSP must provide AEMO with the following:
 - (i) Date of the nomination.

- (ii) LNSP Participant ID.
- (iii) Not used in the NT Procedures
- (iv) Embedded Network Code.
- (v) Parent NMI.
- (vi) Address of the Parent NMI.

5. Guidelines for managing Concurrent Retail Transfers

5.1. Definition of Concurrent Retail Transfers

- (a) Concurrent retail transfers are those where there is more than one change of *retailer* for a particular *NMI* at the same time in MSATS.
- (b) There are two types of concurrent retail transfers in MSATS:
 - (i) *Type 1* is a concurrent retail transfer where the *same FRMP* has submitted more than one change of *retailer* Change Request for the one *NMI*; or
 - (ii) *Type 2* is a concurrent retail transfer request where *more than one FRMP* has submitted a change of *retailer* Change Request for one *NMI*.
- (c) MSATS:
 - (i) will identify Type 1 and Type 2 concurrent retail transfers, respectively, as well as the FRMPs that have Initiated these relevant Change Requests;
 - (ii) will Reject the newly submitted Change Request, sending a notification detailing the reason for the Rejection; and
 - (iii) may Cancel the existing Change Request appropriately.

6. Change Retailer –CHANGE REQUESTS

6.1. Change Retailer

6.1.1. Application [1000 1010 1030 1040]

Change Reason Code	Description
1000 – Change Retailer	The date of transfer is on a: <ul style="list-style-type: none"> - Prospective Day – a date as nominated by the new FRMP for a Meter Reading, actual or substituted metering data, as defined by the Read Type Code. Applies to all Metering Data Types. - Retrospective Day – a date as nominated by the new FRMP. The Metering Data Type must be Remotely Read.
1010 – Change Retailer (SMALL/Retrospective only)	Not used in the NT Procedures
1030 – Change Retailer – Move-In	The date of transfer (move-in) is on a Prospective Day.
1040 – Change Retailer – Move-In – Retrospective	The date of transfer (move-in) would be on a Retrospective Day.

Formatted Table

6.1.2. Conditions Precedent

- (a) The *NMI* already exists in MSATS⁵.
- (b) The NMI Classification Code is SMALL or LARGE.
- (c) A change of retailer role can only be initiated by a New FRMP.
- (d) Not used in the NT Procedures

6.1.3. FRMP Requirements

The New FRMP:

- (1) Must confirm that the *NMI* is valid for the *connection point*;
- (b) Must provide the following information within the Change Request:

Change Reason Code	Participant Transaction ID	NMI and NMI Checksum
Its Participant ID	Proposed Change Date	Read Type Code

- (c) Not used in the NT Procedures.
- (d) Must withdraw the transfer request, if advised by the Current MDP that a Meter Reading cannot be obtained in response to a Read Type Code for SP;
- (e) May withdraw a change of retailer transaction request at any time prior to the transfer being Completed; and
- (f) Not used in the NT Procedures

6.1.4. MDP Requirements

The MDP must:

- (a) On receipt of a Data Request, initiate a Change Request to provide the Actual Change Date within two days of the Meter Reading.

⁵ if it doesn't, the *retailer* should refer to section 8.1 and seek LNSP action to establish a *NMI*.

- o where the MDP has failed to take a Meter Reading for a Special Read, the MDP must advise the New FRMP of the failure within two business days of the Special Read Date.
- (b) Where a Data Request is not received and once the transfer has been completed, if the transfer requires a Substitute Reading, prepare the Substitute Reading and submit this to MSATS as the Meter Reading related to the Actual Change Date.
- (c) Once the transfer has Completed, set up the NMI suffix(s) so that they become active on the Actual Change Date if this data is not already provided or has changed
- (d) If the change request is raised for a site with a BASIC meter and there is no corresponding service order to exchange the meter to an interval meter then the MDP must raise a objection of BASICMET to the change request.

6.1.5. MC Requirements

The MC must ensure MDP, MPC and MPB roles are correct and if not raise appropriate Change Request to update them. Refer to section 13 for Change Requests relating to Role Changes.

6.1.6. Timeframe Rules

When preparing a Change Request the New FRMP must choose, for the identified Change Reason Codes, a Proposed Change Date that lies between the Prospective Period and Retrospective Period, as shown in Table 6-A.

Table 6-A – Timeframe Rules

CR 1000 – Change Retailer			
Objection Logging Period (business days)	Objection Clearing Period (business days)	Retrospective Period (business days)	Prospective Period (business days)
0	0	10	65
CR 1010 – Not used in the NT Procedures			
Objection Logging Period (business days)	Objection Clearing Period (business days)	Retrospective Period (business days)	Prospective Period (business days)
-	-	-	-
CR 1030 – Change Retailer – Move-In			
Objection Logging Period (business days)	Objection Clearing Period (business days)	Retrospective Period (business days)	Prospective Period (business days)
0	0	0	65
CR 1040 – Change Retailer – Move-In – Retrospective			
Objection Logging Period (business days)	Objection Clearing Period (business days)	Retrospective Period (business days)	Prospective Period (business days)
1	20	10	0

Formatted Table

6.1.7. Objection Rules

The 'Yes' Roles specified in Table 6-B may Object using the Objection Codes indicated against their Roles within the Objection Logging Period specified in Table 6-A.

Table 6-B – Objection Rules

CR 1000 – Change Retailer

Objection Code	NMI Class	Jur'n	FRMP		LR		MDP		MPB		RoLR		RP		LNSP	
			N	C	N	C	N	C	N	C	N	C	N	C	N	C
NOACC	SMALL	ALL	-	-	-	-	-	-	Yes	-	-	-	-	-	-	-
BASICMET	ALL	NT	-	-	-	-	-	-	Yes	-	-	-	-	-	-	-

Formatted Table

CR 1030 – Change Retailer – Move-In

Objection Code	NMI Class	Jur'n	FRMP		LR		MDP		MPB		RoLR		RP		LNSP	
			N	C	N	C	N	C	N	C	N	C	N	C	N	C
NOACC	SMALL	ALL	-	-	-	-	-	Yes	-	-	-	-	-	-	-	-
BASICMET	ALL	NT	-	-	-	-	-	Yes	-	-	-	-	-	-	-	-

CR 1040 – Change Retailer – Move-In – Retrospective

Objection Code	NMI Class	Jur'n	FRMP		LR		MDP		MPB		RoLR		RP		LNSP	
			N	C	N	C	N	C	N	C	N	C	N	C	N	C
DATEBAD	ALL	ALL	-	-	-	-	-	Yes	-	-	-	-	-	-	-	-
NOACC	SMALL	ALL	-	-	-	-	-	Yes	-	-	-	-	-	-	-	-
BASICMET	ALL	NT	-	-	-	-	-	Yes	-	-	-	-	-	-	-	-

** N = New Role, C = Current Role.

Formatted Table

Formatted Table

6.1.8. Change Request Status Notification Rules

The Change Request Status Notification Rules for the Change Reason Codes identified in section 6.1.1 are specified in Table 6-C.

Table 6-C – Change Request Status Notification Rules**

CR 1000 – Change Retailer

CR 1010 – Change Retailer

CR 1030 – Change Retailer – Move-In

CR 1040 – Change Retailer – Move-In – Retrospective

PARTICIPANT ROLE – Receives Notification of Change

Status Change	FRMP		LR		LNSP		MDP		MPB		RoLR		RP		DRSP (N/A)	
	N	C	N	C	N	C	N	C	N	C	N	C	N	C		
CANCELLED	Yes		-	-	-			Yes			-	-			-	-
COMPLETED	Yes	Yes	-	-	-	Yes		Yes		Yes	-	-	Yes	Yes	-	-
OBJECTED	Yes		-	-	-			Yes			-	-			-	-
PENDING	Yes		-	-	-			Yes			-	-			-	-
REJECTED	Yes		-	-	-			Yes	-	-	-	-			-	-
REQUESTED	Yes		-	-	-			Yes			-	-			-	-

** N = New Role, C = Current Role.

Formatted Table

6.2. Error Corrections

6.2.1. Application [1020 1023 1025 1029 1071]

Change Reason Code	Description
1020 – Change Retailer – Retrospective – Long Term/Error (Not SMALL ⁵)	The date of transfer could be a date agreed between the Current FRMP and New FRMP (a Retrospective Day) where the actual transfer date was in error.
1023 – New NMI – Update/Correct FRMP on Greenfield Site (SMALL only)	Used where the LNSP has nominated an incorrect retailer on a newly created NMI or a FRMP other than the FRMP who requested the Allocate NMI requests the supply to be connected.
1025 – Transferred in Error (SMALL only)	Used where the Current FRMP transferred the NMI in error and requests the New Retailer to transfer it back. A wrong NMI was selected by the Current FRMP to transfer.
1029 – Other Error Corrections (SMALL only)	Used to correct errors caused by Participant process or systems issues; for example, late processing of contractual paperwork by initiating Participant. These must be reasons other than those covered by other error correction CR's.
1071 - Error Correction for the NT Jurisdiction Only	Used to correct errors caused by Participant process or systems issues within the NT Jurisdiction.

Formatted Table

6.2.2. Conditions Precedent

- The *NMI* exists in MSATS.⁷
- The NMI Classification Code is SMALL or LARGE.
- A change of retailer role can only be initiated by a New FRMP.

6.2.3. FRMP Requirements

The New FRMP:

- Must confirm that the *NMI* is a valid *NMI* for the *connection point*;
- Must confirm that the *NMI* is a greenfield site and has never had a metering installation installed at the connection point (applies to CR1023).
- Must provide the following information within the Change Request:

Change Reason Code	Participant Transaction ID	<i>NMI</i> and <i>NMI</i> Checksum
Its Participant ID	Proposed Change Date	Read Type Code

- Must Nominate itself as the New FRMP.
- Not used in the NT Procedures
- May populate the Change Request with:

Actual End Date		

- May withdraw a change of *retailer* transaction request at any time until the transfer is completed.

⁶ "not SMALL" refers to LARGE, WHOLESAL, INTERCON, GENERATR or SAMPLE NMIs.

⁷ If the *NMI* does not already exist in MSATS, the *retailer* should refer to section 8.1 "Create NMI" and seek LNSP action to establish the *NMI*.

Objection Code	NMI Class	Jur'n	FRMP		LR		MDP		MPB		RoLR		RP		LNSP		
			N	C	N	C	N	C	N	C	N	C	N	C	N	C	
DECLINED	SMALL	ALL	-	-	-	-	-	-	-	-	-	-	-	Yes	-	-	-
NOTAPRD	SMALL	ALL	-	-	-	-	-	-	-	-	-	-	-	-	-	-	Yes
NOTAWARE	SMALL	ALL	-	Yes	-	-	-	-	-	-	-	-	-	-	-	-	-
NOTRANS	SMALL	ALL	-	Yes	-	-	-	-	-	-	-	-	-	-	-	-	-

CR 1029 – Other Error Corrections (SMALL only)

Objection Code	NMI Class	Jur'n	FRMP		LR		MDP		MPB		RoLR		RP		LNSP		
			N	C	N	C	N	C	N	C	N	C	N	C	N	C	
BADMETER	SMALL	ALL	-	-	-	-	-	Yes	-	-	-	-	-	-	-	-	-
BADPARTY	SMALL	ALL	-	-	-	-	-	-	-	-	-	-	Yes	Yes	-	-	-
DATEBAD	SMALL	ALL	-	Yes	-	-	-	Yes	-	-	-	-	-	Yes	-	-	-
DECLINED	SMALL	ALL	-	-	-	-	-	Yes	-	-	-	-	Yes	-	-	-	-
NOTAPRD	SMALL	ALL	-	-	-	-	-	-	-	-	-	-	-	-	-	-	Yes
RETRO	SMALL	ALL	-	Yes	-	-	-	-	-	-	-	-	-	-	-	-	-

CR 1071 – Error Correction for the NT Jurisdiction only

Objection Code	NMI Class	Jur'n	FRMP		LR		MDP		MPB		RoLR		RP		LNSP		
			N	C	N	C	N	C	N	C	N	C	N	C	N	C	
BADMETER	SMALL	NT	-	-	-	-	-	Yes	-	-	-	-	-	-	-	-	-
BADPARTY	SMALL	NT	-	-	-	-	-	-	-	-	-	-	Yes	Yes	-	-	-
DATEBAD	SMALL	NT	-	Yes	-	-	-	Yes	-	-	-	-	-	Yes	-	-	-
DECLINED	SMALL	NT	-	-	-	-	-	Yes	-	-	-	-	Yes	-	-	-	-
NOTAPRD	SMALL	NT	-	-	-	-	-	-	-	-	-	-	-	-	-	-	Yes
RETRO	SMALL	NT	-	Yes	-	-	-	-	-	-	-	-	-	-	-	-	-

** N = New Role, C = Current Role.

6.2.8. Change Request Status Notification Rules

The Change Request Status Notification Rules are specified in Table 6-F

Table 6-F – Change Request Status Notification Rules

CR 1020 – Change Retailer – Retrospective – Long Term/Error (not SMALL)

CR 1023 – New NMI – Update/Correct FRMP on Greenfield Site

CR 1025 – Transferred in Error

CR 1029 – Other Error Corrections (SMALL only)

CR 1071 – Error Correction for the NT Jurisdiction only

PARTICIPANT ROLE – Receives Notification of Change

Status Change	FRMP		LR		LNSP		MDP		MPB		RoLR		RP		DRSP(N/A)		
	N	C	N	C	N	C	N	C	N	C	N	C	N	C	N	C	
CANCELLED	Yes	Yes	-	-	-	Yes	-	Yes	-	-	-	-	-	Yes	Yes	-	-
COMPLETED	Yes	Yes	-	-	-	Yes	-	Yes	-	Yes	-	Yes	-	Yes	Yes	-	-
OBJECTED	Yes	Yes	-	-	-	Yes	-	Yes	-	-	-	-	Yes	Yes	-	-	-
PENDING	Yes	Yes	-	-	-	Yes	-	Yes	-	-	-	-	Yes	Yes	-	-	-
REJECTED	Yes	Yes	-	-	-	Yes	-	Yes	-	-	-	-	Yes	Yes	-	-	-
REQUESTED	Yes	Yes	-	-	-	Yes	-	Yes	-	-	-	-	Yes	Yes	-	-	-

** N = New Role, C = Current Role.

Formatted Table

Formatted Table

Formatted Table

Formatted Table

7. REVERSE – CHANGE REQUESTS

7.1. Reverse – SMALL NMIs

7.1.1. Application 1060, 1061

Change Reason Code	Description
1060 – Reverse Retailer – Cooling Off	The reversal of a transfer where the End User has enacted their right to cool off.
1061 – Reverse Retailer – Debt Objection	Not used in the NT Procedures.

Formatted Table

7.1.2. Conditions Precedent

- (a) The NMI already exists in MSATS.
- (b) The NMI Classification Code is SMALL.
- (c) For CR1060:
 - (i) an existing retail transfer has completed prior to the cooling off period ending; and
 - (ii) the reversal must be able to be processed before the cooling off period ends.

7.1.3. Not used in the NT Procedures

7.1.4. Initiating Roles

A reversal of retailer role can only be initiated:

- (1) For a CR1060 by a Current FRMP.
- (b) Not used in the NT Procedures.

7.1.5. FRMP Requirements

The initiating FRMP:

- (a) Must confirm that the NMI is valid for the connection point.
- (b) Must provide the following information with the Change Request:

Change Reason Code	Participant transaction ID	NMI and NMI Checksum
Its Participant ID	Related Change Request ID	Proposed Change Date

- (c) May align the Proposed Change Date⁹ to the Current Date or the Actual Change Date of the initial Change Request.
- (d) May withdraw a reversal of retailer transaction request at any time prior to the reversal being Completed.

7.1.6. Timeframe Rules

- (a) The Proposed Change Date of the reversal CR being initiated, will be determined by MSATS based on the Actual Change Date of the CR that is the object of the reversal.

⁸ Note: A date is required for transaction validity. May be any date. However the transaction will operate on the actual date of the transaction being reversed, not the date in the proposed date field.

- (b) When preparing a Change Request reversal the initiating FRMP must ensure the Actual Change Date of the CR that is the object of the reversal is not greater than the period shown in Table 7-A.

Table 7-A– Timeframe Rules

CR 1060 – Reverse Retailer – Cooling Off			
Objection Logging Period (business days)	Objection Clearing Period (business days)	Retrospective Period (business days)	Prospective Period (business days)
0	0	75	0
CR 1061 – Not used in the NT Procedures			
Objection Logging Period (business days)	Objection Clearing Period (business days)	Retrospective Period (business days)	Prospective Period (business days)
-	-	-	-

Formatted Table

7.1.7. Objection Rules

Objections are not permitted.

7.1.8. Change Request Status Notification Rules

The Change Request Status Notification Rules for the Change Reason Codes identified in Section 7.1 are specified in Table 7-B and Table 7-C.

Table 7-B – Change Request Status Notification Rules**

CR 1060 – Reverse Retailer – Cooling Off

PARTICIPANT ROLE – Receives Notification of Change

Status Change	FRMP		LR		LNSP		MDP		MPB		RoLR		RP	
	N	C	N	C	N	C	N	C	N	C	N	C	N	C
CANCELLED	-	Yes	-	-	-	-	-	-	-	-	-	-	-	-
COMPLETED	Yes	Yes	-	-	-	Yes	-	Yes	-	Yes	-	-	Yes	Yes
OBJECTED	-	-	-	-	-	-	-	-	-	-	-	-	-	-
PENDING	-	Yes	-	-	-	-	-	-	-	-	-	-	-	-
REJECTED	-	Yes	-	-	-	-	-	-	-	-	-	-	-	-
REQUESTED	-	Yes	-	-	-	-	-	-	-	-	-	-	-	-

** N = New Role, C = Current Role.

Formatted Table

Table 7-C – Change Request Status Notification Rules**

CR1061 – Not used in the NT Procedures

PARTICIPANT ROLE – Receives Notification of Change

Status Change	FRMP		LR		LNSP		MDP		MPB		RoLR		RP	
	N	C	N	C	N	C	N	C	N	C	N	C	N	C
CANCELLED	-	-	-	-	-	-	-	-	-	-	-	-	-	-
COMPLETED	-	-	-	-	-	-	-	-	-	-	-	-	-	-
OBJECTED	-	-	-	-	-	-	-	-	-	-	-	-	-	-
PENDING	-	-	-	-	-	-	-	-	-	-	-	-	-	-
REJECTED	-	-	-	-	-	-	-	-	-	-	-	-	-	-
REQUESTED	-	-	-	-	-	-	-	-	-	-	-	-	-	-

** N = New Role, C = Current Role.

Formatted Table

8. PROVIDE DATA – CHANGE REQUESTS

8.1. Provide Actual Change Date

8.1.1. Application [1500]

Change Reason Code	Comment
1500 – Provide Actual Change Date (MDP)	The MDP is required to provide MSATS with the Actual Change Date following the Initiation of a Change Request by a FRMP or MC requiring an Actual Change Date.

Formatted Table

8.1.2. Conditions Precedent

- The *NMI* exists in MSATS.
- The FRMP or the MC has Initiated a Change Request requiring an Actual Change Date.
- The NMI Classification Code is SMALL or LARGE.
- The MDP has received a Data Request for the provision of the Actual Change Date.

8.1.3. Initiating Roles

The MDP may initiate a Change Request to submit an Actual Change Date to MSATS in accordance with section 8.1.4.

8.1.4. MDP Requirements

The MDP must:

- Obtain the NMI Checksum from an approved source.
- Confirm that the NMI is a valid NMI for the connection point prior to the Initiation of a Change Request.
- Provide the Actual Change Date to MSATS within 2 days of reading the meter or otherwise prescribed by the relevant Jurisdiction. In the case of a Retrospective Change, it must be provided within 2 days of notification.
- Populate a Change Request with the following information:

Change Reason Code	Participant Transaction ID	NMI and NMI Checksum
Its Participant ID	Actual Change Date	Related Change Request ID
MDP		

8.1.5. Timeframe Rules

When preparing a Change Request, the MDP must choose a Proposed Change Date that lies between the Prospective Period and Retrospective Period, as shown in Table 8-A.

Table 8-A – Timeframe Rules

CR 1500 – Provide Actual Change Date (MDP)

Objection Logging Period (business days)	Objection Clearing Period (business days)	Retrospective Period (business days)	Prospective Period (business days)
0	0	20	0

Formatted Table

8.1.6. Objection Rules

Objections are not permitted.

8.1.7. Change Request Status Notification Rules

The Change Request Status Notification Rules for the Change Reason Codes identified in section 8.1.1 are specified in Table 8-B.

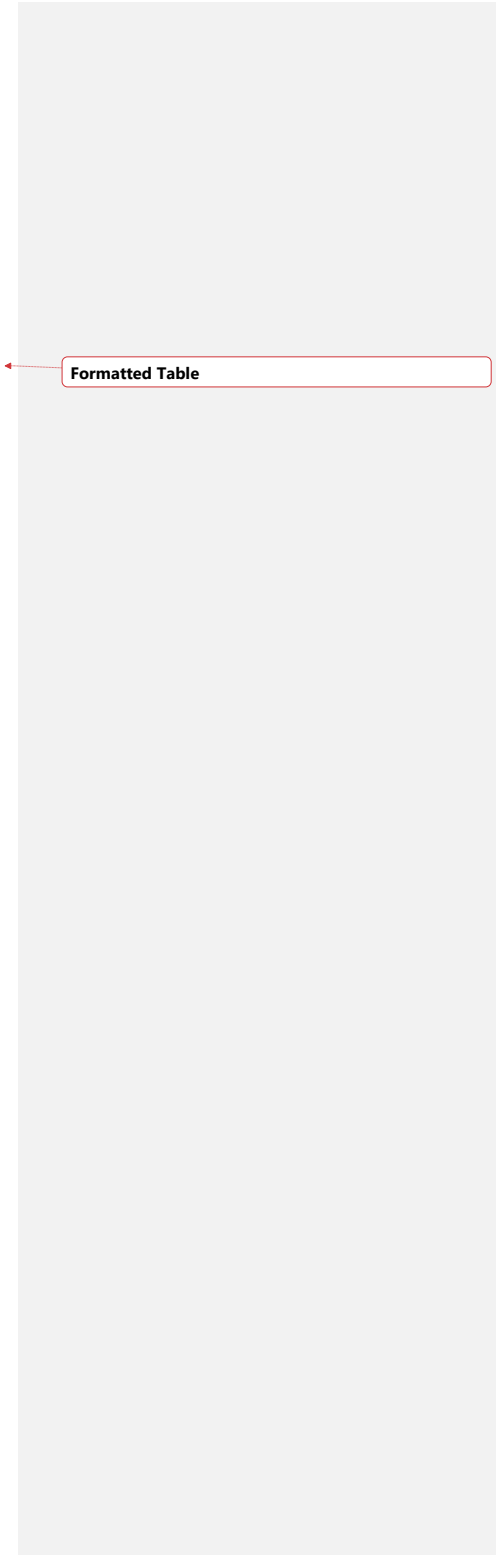
Table 8-B – Change Request Status Notification Rules**

CR 1500 – Provide Actual Change Date (MDP)

PARTICIPANT ROLE – Receives Notification of Change

Status Change	FRMP		LR		LNSP		MDP		MPB		RoLR		RP	
	N	C	N	C	N	C	N	C	N	C	N	C	N	C
CANCELLED	-	-	-	-	-	-	-	-	-	-	-	-	-	-
COMPLETED	-	-	-	-	-	-	-	-	-	-	-	-	-	-
OBJECTED	-	-	-	-	-	-	-	-	-	-	-	-	-	-
PENDING	-	-	-	-	-	-	-	-	-	-	-	-	-	-
REJECTED	-	-	-	-	-	-	Yes	Yes	-	-	-	-	-	-
REQUESTED	-	-	-	-	-	-	-	-	-	-	-	-	-	-

** N = New Role, C = Current Role



Formatted Table

9. CREATE NMI – CHANGE REQUESTS

9.1. Create NMI

9.1.1. Application [2000 2001]

Change Reason Code	Comment
2000 – Create NMI Details	Used where the New LNSP establishes the initial set of information in MSATS about a <i>connection point</i> to apply from a Prospective Day.
2001 – Create NMI Details – Retrospective	Used where the New LNSP establishes the initial set of information in MSATS about a <i>connection point</i> to apply from a Retrospective Day.

Formatted Table

9.1.2. Conditions Precedent

- The *NMI* does not exist in MSATS.
- The NMI Classification Code is SMALL or LARGE.

9.1.3. Initiating Roles

A New LNSP may initiate a Change Request to create a *NMI* record in MSATS in accordance with section 9.1.4.

9.1.4. LNSP Requirements

The New LNSP must:

- Obtain the NMI Checksum from an approved source.
- Confirm that the NMI is a valid NMI for the connection point prior to the Initiation of a Change Request.
- Populate a Change Request with the following information:

Change Reason Code	Participant Transaction ID	<i>NMI</i> and NMI Checksum
Its Participant ID	Proposed Change Date	TNI Code
DLF Code	NMI Classification Code	Jurisdiction Code
FRMP (as nominated)	LR	RoLR
RP	MDP	MPB
MPC	NMI Status Code	Locality
State	Postcode	Connection Configuration
Shared Isolation Point Flag		

- Nominate itself as the New LNSP.
- Populate the Change Request with values for the following address fields (as appropriate):

DPID	Flat Number	Flat Type
Floor Number	Floor Type	House Number
House Number Suffix	Location Descriptor	Lot Number
Street Name	Street Suffix	Street Type
GNAF PID	Section Number	DP Number
House Number To	House Number To Suffix	

The New LNSP may populate the Change Request with the following information:

Parent Name	Building Name	Feeder Class
Customer Threshold Code		

9.1.5. MPB Requirements

On receipt of the Change Request Status notification for the Completed status, the New MPB must provide the Metering Installation Type Code to MSATS when known, using Change Reason Code 3000 or 3001.

9.1.6. Timeframe Rules

When preparing a Change Request, the New LNSP must choose, for the identified Change Reason Codes, a Proposed Change Date that lies between the Prospective Period and Retrospective Period, as shown in Table 9-A.

Table 9-A – Timeframe Rules

CR 2000 – Create NMI Details

Objection Logging Period (business days)		Objection Clearing Period (business days)		Retrospective Period (business days)	Prospective Period (business days)
SMALL NMI	LARGE NMI	SMALL NMI	LARGE NMI		
1	1	10	20	0	65

CR 2001 – Create NMI Details – Retrospective

Objection Logging Period (business days)	Objection Clearing Period (business days)	Retrospective Period (business days)	Prospective Period (business days)
1	10	130	0

9.1.7. Objection Rules

The 'Yes' Roles specified in Table 9-B may Object using the Objection Codes indicated against their Roles within the Objection Logging Period specified in Table 9-A.

Table 9-B – Objection Rules

CR 2000 – Create NMI Details

Objection Code	NMI Class	Jur'n	FRMP		LR		MDP		MPB		RoLR		RP		LNSP		
			N	C	N	C	N	C	N	C	N	C	N	C	N	C	
BADPARTY	ALL	ALL	-	-	-	-	-	-	-	-	-	-	-	Yes	-	-	-
NOTRESP	SMALL	ALL	Yes	-	-	-	Yes	-	Yes	-	-	-	-	Yes	-	-	-
	LARGE																

CR 2001 – Create NMI Details – Retrospective

Objection Code	NMI Class	Jur'n	FRMP		LR		MDP		MPB		RoLR		RP		LNSP		
			N	C	N	C	N	C	N	C	N	C	N	C	N	C	
BADPARTY	ALL	ALL	-	-	-	-	-	-	-	-	-	-	-	Yes	-	-	-
NOTRESP	SMALL	ALL	Yes	-	-	-	Yes	-	Yes	-	-	-	-	Yes	-	-	-
	LARGE																
RETRO	ALL	ALL	Yes	-	-	-	-	-	-	-	-	-	-	-	-	-	-

Formatted Table

Formatted Table

Formatted Table

Formatted Table

Formatted Table

Formatted Table

9.1.8. Change Request Status Notification Rules

The Change Request Status Notification Rules for the Change Reason Codes identified in section 9.1.1 are specified in Table 9-C.

Table 9-C– Change Request Status Notification Rules**

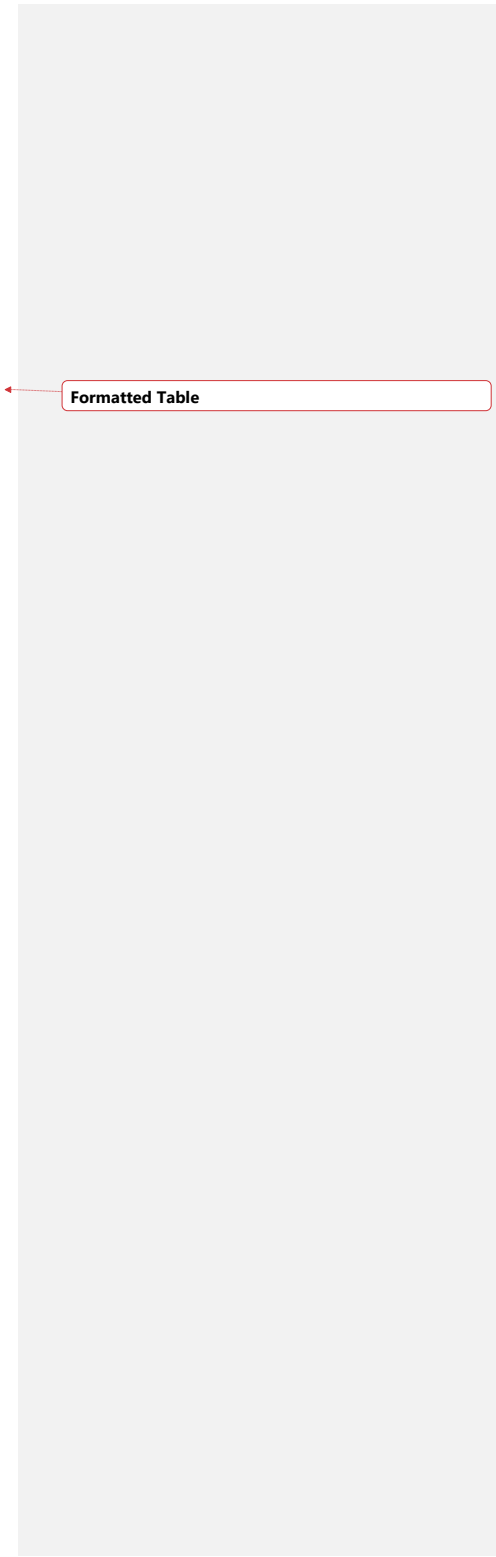
CR 2000 – Create NMI Details

CR 2001 – Create NMI Details – Retrospective

PARTICIPANT ROLE – Receives Notification of Change

Status Change	FRMP		LR		LNSP		MDP		MPB		RoLR		RP	
	N	C	N	C	N	C	N	C	N	C	N	C	N	C
CANCELLED	Yes	-	-	-	Yes	-	Yes	-	Yes	-	-	-	Yes	-
COMPLETED	Yes	-	-	-	Yes	-	Yes	-	Yes	-	-	-	Yes	-
OBJECTED	Yes	-	-	-	Yes	-	Yes	-	Yes	-	-	-	Yes	-
PENDING	Yes	-	-	-	Yes	-	Yes	-	Yes	-	-	-	Yes	-
REJECTED	Yes	-	-	-	Yes	-	Yes	-	Yes	-	-	-	Yes	-
REQUESTED	Yes	-	-	-	Yes	-	Yes	-	Yes	-	-	-	Yes	-

** N = New Role, C = Current Role.



Formatted Table

9.2. Create Child NMI

9.2.1. Application [2020 2021]

Change Reason Code	Comment
2020 – Create NMI Details – Child	Used where the New LNSP establishes the initial set of information in MSATS about a <i>connection point</i> that is, or will be, connected to an <i>embedded network</i> to apply from a Prospective Day.
2021 – Create NMI Details – Child – Retrospective	Used where the New LNSP establishes the initial set of information in MSATS about a <i>connection point</i> that is, or will be, connected to an <i>embedded network</i> to apply from a Retrospective Day.

Formatted Table

9.2.2. Conditions Precedent

- The *NMI* does not exist in MSATS.
- The NMI Classification Code is SMALL or LARGE.

9.2.3. Initiating Roles

A New LNSP may initiate a Change Request to create a *NMI* record in MSATS in accordance with section 9.2.4.

9.2.4. LNSP Requirements

The New LNSP must:

- Obtain the NMI Checksum from an approved source.
- Confirm that the *NMI* is a valid *NMI* for the *connection point* prior to the Initiation of a Change Request.
- Populate a Change Request with the following information:

Change Reason Code	Participant Transaction ID	<i>NMI</i> and NMI Checksum
Its Participant ID	Proposed Change Date	TNI Code
DLF Code	NMI Classification Code	Jurisdiction Code
Child Name	FRMP (as nominated)	LR
RoLR	RP	MDP
MPB	MPC	NMI Status Code
Locality	State	Postcode
LNSP	Connection Configuration	Shared Isolation Point Flag

- Nominate itself as the LNSP.
- Populate the Change Request with values for the following address fields (as appropriate):

DPID	Flat Number	Flat Type
Floor Number	Floor Type	House Number
House Number Suffix	Location Descriptor	Lot Number

DPID	Flat Number	Flat Type
Street Name	Street Suffix	Street Type
GNAF PID	Section Number	DP Number
House Number To	House Number To Suffix	

The New LNSP may populate the Change Request with the following information:

Parent Name	Building Name	Feeder Class
Customer Threshold Code		

9.2.5. MPB Requirements

The New MPB must on receipt of the Change Request Status notification for the Completed status, provide the Metering Installation Type Code to MSATS using Change Reason Code 3000 or 3001.

9.2.6. Timeframe Rules

When preparing a Change Request, the New LNSP must choose a Proposed Change Date that lies between the Prospective Period and Retrospective Period, as shown in Table 9-D.

Table 9-D – Timeframe Rules

CR 2020 – Create NMI Details – Child

Objection Logging Period (business days)		Objection Clearing Period (business days)		Retrospective Period (business days)	Prospective Period (business days)
SMALL NMI	LARGE NMI	SMALL NMI	LARGE NMI		
1	1	10	20	0	65

CR 2021 – Create NMI Details – Child – Retrospective

Objection Logging Period (business days)		Objection Clearing Period (business days)		Retrospective Period (business days)	Prospective Period (business days)
SMALL NMI	LARGE NMI	SMALL NMI	LARGE NMI		
1	1	10	20	130	0

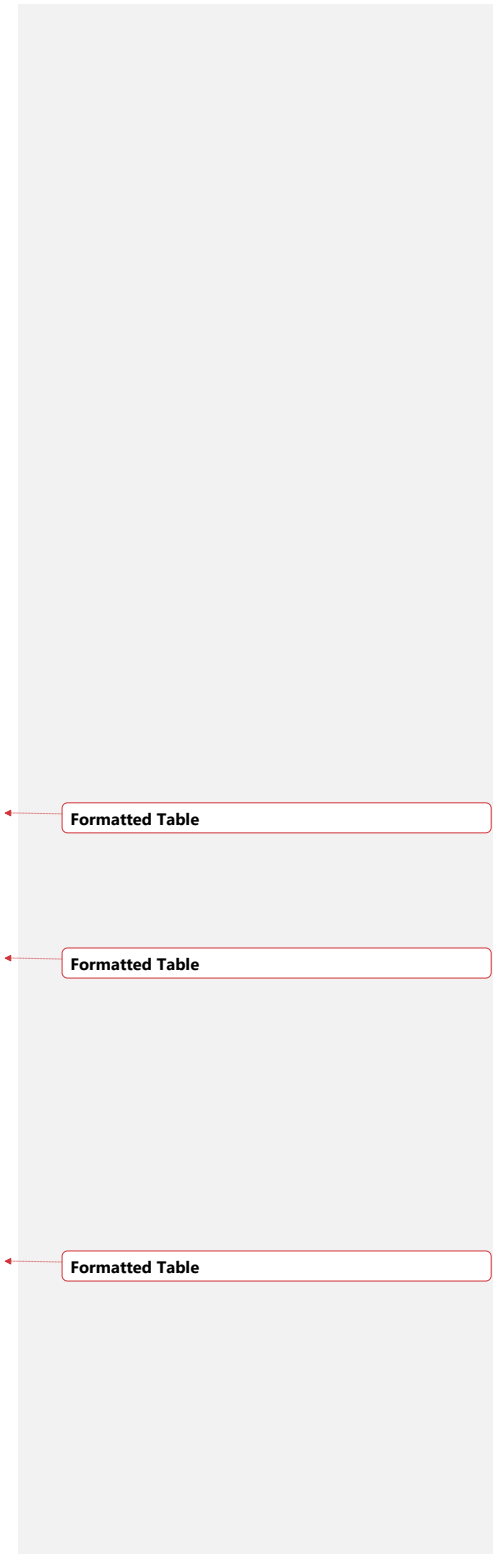
9.2.7. Objection Rules

The 'Yes' Roles specified in Table 9-E may Object using the Objection Codes indicated against their Roles within the Objection Logging Period specified in Table 9-D.

Table 9-E – Objection Rules**

CR 2020 – Create NMI Details – Child

Objection Code	NMI Class	Jur'n	FRMP		ENLR		MDP		MPB		RoLR		RP		LNSP		
			N	C	N	C	N	C	N	C	N	C	N	C			
BADPARTY	SMALL	NSW VIC SA NT	-	-	-	-	-	-	-	-	-	-	-	Yes	-	-	-
	LARGE	ALL															



Formatted Table

Formatted Table

Formatted Table

Objection Code	NMI Class	Jur'n	FRMP		ENLR		MDP		MPB		RoLR		RP		LNSP	
			N	C	N	C	N	C	N	C	N	C	N	C	N	C
NOTRESP	SMALL	NSW VIC SA NT	Yes	-	-	-	Yes	-	Yes	-	-	-	Yes	-	-	-
	LARGE	ALL														

Formatted Table

CR 2021 – Create NMI Details – Child – Retrospective

Objection Code	NMI Class	Jur'n	FRMP		ENLR		MDP		MPB		RoLR		RP		LNSP	
			N	C	N	C	N	C	N	C	N	C	N	C	N	C
BADPARTY	SMALL	NSW VIC SA NT	-	-	-	-	-	-	-	-	-	-	Yes	-	-	-
	LARGE	ALL														
NOTRESP	SMALL	NSW VIC SA NT	Yes	-	-	-	Yes	-	Yes	-	-	-	Yes	-	-	-
	LARGE	ALL														
RETRO	SMALL	NSW VIC SA NT	Yes	-	-	-	-	-	-	-	-	-	-	-	-	-
	LARGE	ALL														

Formatted Table

** N = New Role, C = Current Role.

9.2.8. Change Request Status Notification Rules

The Change Request Status Notification Rules for the Change Reason Codes identified in section 9.2.1 are specified in Table 9-F.

Table 9-F – Change Request Status Notification Rules

CR 2020 – Create NMI Details – Child

CR 2021 – Create NMI Details – Child – Retrospective

PARTICIPANT ROLE – Receives Notification of Change

Status Change	FRMP		ENLR		LNSP		MDP		MPB		RoLR		RP	
	N	C	N	C	N	C	N	C	N	C	N	C	N	C
CANCELLED	Yes	-	Yes	-	Yes	-	Yes	-	Yes	-	-	-	Yes	-
COMPLETED	Yes	-	Yes	-	Yes	-	Yes	-	Yes	-	-	-	Yes	-
OBJECTED	Yes	-	Yes	-	Yes	-	Yes	-	Yes	-	-	-	Yes	-
PENDING	Yes	-	Yes	-	Yes	-	Yes	-	Yes	-	-	-	Yes	-
REJECTED	Yes	-	Yes	-	Yes	-	Yes	-	Yes	-	-	-	Yes	-
REQUESTED	Yes	-	Yes	-	Yes	-	Yes	-	Yes	-	-	-	Yes	-

Formatted Table

** N = New Role, C = Current Role.

9.3. Not used in the NT Procedures

9.4. Not used in the NT Procedures

10. CREATE AND Maintain METERING – CHANGE REQUESTS

10.1. Create Metering Installation Details

10.1.1. Application [3000 3001]

Change Reason Code	Comment
3000 – Create Metering Installation Details	Used where the Current MPB makes a Prospective Change to the initial set of information in MSATS about the <i>metering installation</i> details, and there is no associated <i>meter</i> removal for the <i>NMI</i> for the same effective date.
3001 – Create Metering Installation Details – Retrospective	Used where the Current MPB makes a Retrospective Change to the initial set of information in MSATS about the <i>metering installation</i> details, and there is no associated meter removal for the <i>NMI</i> for the same effective date.

Formatted Table

10.1.2. Conditions Precedent

- (a) The *NMI* exists in MSATS.
- (b) The *metering installation* details do not exist in MSATS.
- (c) The NMI Classification Code is SMALL or LARGE.

10.1.3. Initiating Roles

- (d) A Current MPB may initiate a Change Request to create *metering installation* records in MSATS in accordance with section 10.1.4.

10.1.4. MPB Requirements

The Current MPB must:

- (a) Obtain the NMI Checksum from an approved source.
- (b) Confirm that the NMI is a valid NMI for the connection point prior to the Initiation of a Change Request.
- (c) Populate a Change Request with the following information:

Change Reason Code	Participant Transaction ID	NMI and NMI Checksum
Its Participant ID	Proposed Change Date	Meter Serial ID (at least one)
Metering Installation Type Code (for each <i>meter</i>)	Meter Register Status Code (for each <i>meter</i>)	Register ID (at least one for each <i>meter</i>)
Register Identifier Status Code (for each register ID)	Actual/Cumulative Indicator (for each Register ID)	Controlled Load Indicator (for each Register ID)
Dial Format (for each Register ID)	Multiplier Value (for each Register ID)	Time of Day Code (for each Register ID)
Unit of Measure Code (for each Register ID)	Network Tariff Code (for each Register ID)	MDM Contributory Suffix (for each register)
GPS Coordinates - Latitude	GPS Coordinates - Longitude	Meter Manufacturer
Meter Model	Meter Use	

- (d) Where changes to Network Tariff information are required:

- (i) Check that the Network Tariff Code is correct and, if it is not, update it to have the correct value.
- (ii) Change the Network Tariff Code to ensure that the current information provided in MSATS is the latest information available from the Current LNSP.

The Current MPB may:

- (e) Populate the Change Request with the following information for each meter:

NSRD	Meter Location	Meter Hazard
Meter Read Type	Last Test Date	Test Result
Current Transformer Location	Current Transformer Type	Current Transformer Ratio (Available)
Current Transformer Accuracy Class	Current Transformer Test	Current Transformer Ratio (Connected)
Current Transformer Test Date	Voltage Transformer Location	Voltage Transformer Type
Voltage Transformer Ratio (Available and Connected)	Voltage Transformer Accuracy Class	Voltage Transformer Test
Voltage Transformer Test Date		

- (f) Populate the Change Request with the following information for each register:

Network Tariff Code Additional Information		
--	--	--

- (g) For Retrospective Changes, populate the Change Request with the following information:

Actual End Date		
-----------------	--	--

10.1.5. Timeframe Rules

When preparing a Change Request, the Current MPB must choose a Proposed Change Date that lies between the Prospective Period and Retrospective Period, as shown in Table 10-A.

Table 10-A – Timeframe Rules

CR 3000 – Create Meter Details

Objection Logging Period (business days)	Objection Clearing Period (business days)	Retrospective Period (business days)	Prospective Period (business days)
0	0	0	65

CR 3001 – Create Meter Details – Retrospective

Objection Logging Period (business days)	Objection Clearing Period (business days)	Retrospective Period (business days)	Prospective Period (business days)
0	0	140	0

Formatted Table

Formatted Table

10.1.6. Objection Rules

Objections are not permitted.

10.1.7. Change Request Status Notification Rules

The Change Request Status Notification Rules are specified in Table 10-B.

Table 10-B – Change Request Status Notification Rules

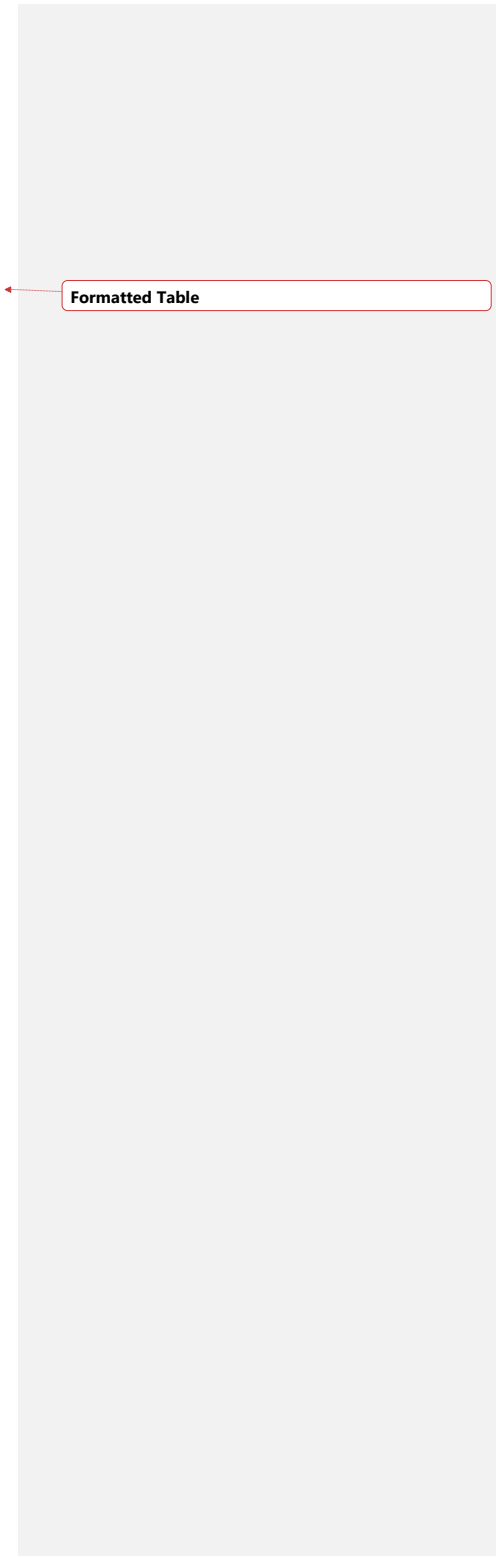
CR 3000 – Create Meter Details

CR 3001 – Create Meter Details – Retrospective

PARTICIPANT ROLE – Receives Notification of Change

Status Change	FRMP		ENLR (N/A)		LNSP		MDP		MPB		RoLR		RP		DRSP (N/A)	
	N	C	N	C	N	C	N	C	N	C	N	C	N	C	N	C
CANCELLED	-	-	-	-	-	-	-	-	-	-	Yes	-	-	-	-	-
COMPLETED	-	Yes	-	-	-	Yes	-	Yes	-	Yes	-	-	-	Yes	-	-
OBJECTED	-	-	-	-	-	-	-	-	-	-	-	-	-	-	-	-
PENDING	-	-	-	-	-	-	-	-	-	-	-	-	-	-	-	-
REJECTED	-	-	-	-	-	-	-	-	-	Yes	-	-	-	-	-	-
REQUESTED	-	-	-	-	-	-	-	-	-	-	-	-	-	-	-	-

** N = New Role, C = Current Role.



Formatted Table

10.2. Exchange of Metering Information

10.2.1. Application [3004 3005]

Change Reason Code	Comment
3004 – Exchange of Metering information	Used where the Current MPB is required to provide a Prospective Change to the information in MSATS about the <i>metering installation</i> details. The change will include the removal of at least one existing meter and the installation of at least one new meter. A minimum set of <i>metering installation</i> details for the <i>NMI</i> shall exist upon completion of the Change Request.
3005 – Exchange of Metering information – Retrospective	Used where the Current MPB is required to provide a Retrospective Change to the information in MSATS about the <i>metering installation</i> details. The change will include the removal of at least one existing meter and the installation of at least one new meter. A minimum set of <i>metering installation</i> details for the <i>NMI</i> shall exist upon completion of the Change Request.

Formatted Table

10.2.2. Conditions Precedent

- (a) The *NMI* exists in MSATS.
- (b) The metering installation details exist in MSATS.
- (c) At least one meter is removed, and one meter is created in each Change Request.
- (d) The *NMI* Classification Code is *SMALL* or *LARGE*.

10.2.3. Initiating Roles

- (e) A Current MPB may initiate a Change Request to change and create *metering installation* records in MSATS in accordance with section 10.2.4.

10.2.4. MPB Requirements

The Current MPB must:

- (a) Obtain the *NMI* Checksum from an approved source.
- (b) Confirm that the *NMI* is a valid *NMI* for the connection point prior to the Initiation of a Change Request.
- (c) Populate the Change Request with the following information:

Change Reason Code	Participant Transaction ID	Its Participant ID
Proposed Change Date	<i>NMI</i> and <i>NMI</i> Checksum	<i>NMI</i> Checksum
Meter Serial ID (for each <i>meter</i>)		

- (d) For each meter associated to the *NMI*, where the Meter Register Status Code is to be 'C' populate the Change Request with the following information (where this information does not currently exist in MSATS):

Meter Register Status Code	Metering Installation Type Code	Meter Manufacturer
Meter Model	Meter Use	

- (e) For all Register IDs associated with the *NMI*, where the Register Identifier Status Code is to be 'C' populate the Change Request with the following information (where this information does not currently exist in MSATS):

Register ID	Unit of Measure Code (for each Register ID)	Multiplier Value (for each Register ID)
Time of Day Code (for each Register ID)	Dial Format (for each Register ID)	Register Identifier Status Code (for each Register ID)
Controlled Load Indicator (for each Register ID)	Actual/Cumulative Indicator (for each Register ID)	Network Tariff Code (for each Register ID)
MDM Contributory Suffix (for each register)		

(f)

(g) Where changes to Network Tariff information are required:

- (i) Check that the Network Tariff Code is correct and, if it is not, update it to have the correct value.
- (ii) Change the Network Tariff Code to ensure that the current information provided in MSATS is the latest information available from the Current LNSP.

The Current MPB may:

(h) Populate the Change Request with the following information for each meter:

(i)

NSRD	Meter Location	Meter Hazard
Meter Read Type	Last Test Date	Test Result
Current Transformer Location	Current Transformer Type	Network Tariff Code Additional Information
Current Transformer Ratio (Available)	Current Transformer Accuracy Class	Current Transformer Test
Current Transformer Ratio (Connected)	Current Transformer Test Date	Voltage Transformer Location
Voltage Transformer Type	Voltage Transformer Ratio (Available and Connected)	Voltage Transformer Accuracy Class
Voltage Transformer Test	Voltage Transformer Test Date	GPS Coordinates - Latitude
GPS Coordinates – Longitude		

(j) For Retrospective Changes, populate the Change Request with:

Actual End Date		
-----------------	--	--

10.2.5. Timeframe Rules

When preparing a Change Request, the Current MPB must choose, a Proposed Change Date that lies between the Prospective Period and Retrospective Period, as shown in Table 10-C.

Table 10-C – Timeframe Rules

CR 3004 – Exchange of Metering Information

Objection Logging Period (business days)	Objection Clearing Period (business days)	Retrospective Period (business days)	Prospective Period (business days)
0	0	0	65

CR 3005 – Exchange of Metering Information – Retrospective

Objection Logging Period (business days)	Objection Clearing Period (business days)	Retrospective Period (business days)	Prospective Period (business days)
0	0	140	0

Formatted Table

Formatted Table

10.2.6. Objection Rules

Objections are not permitted.

10.2.7. Change Request Status Notification Rules

The Change Request Status Notification Rules are specified in Table 10-D.

Table 10-D – Change Request Status Notification Rules

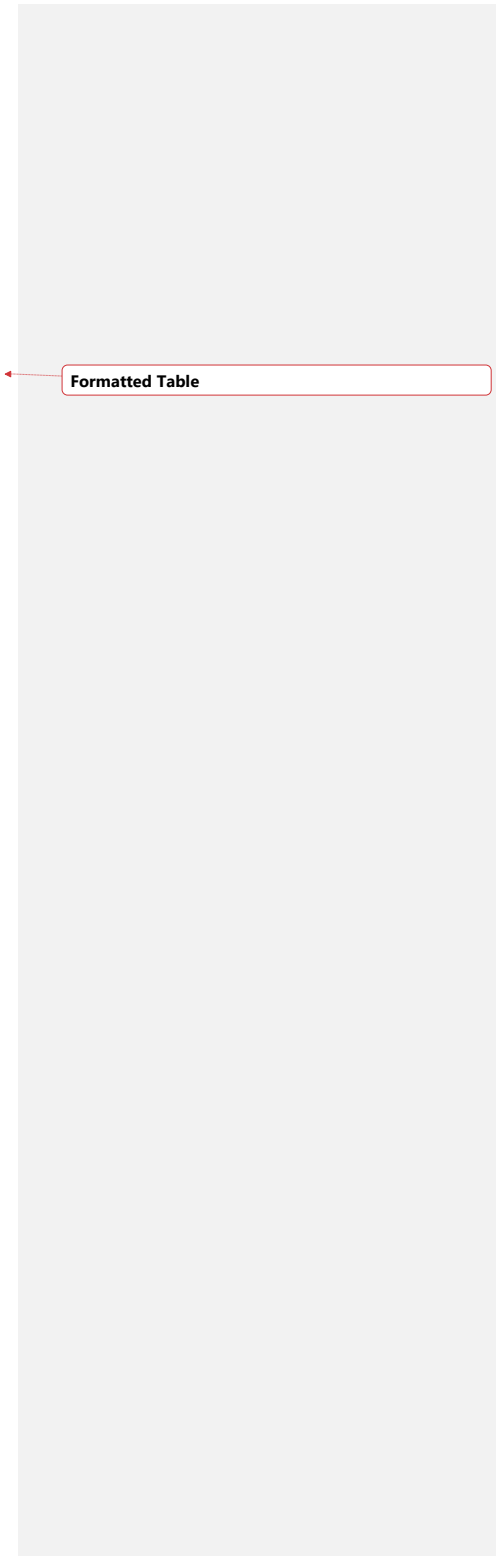
CR 3004 – Exchange of Metering Information

CR 3005 – Exchange of Metering Information – Retrospective

PARTICIPANT ROLE – Receives Notification of Change

Status Change	FRMP		ENLR (N/A)		LNSP		MDP		MPB		RoLR		RP		DRSP (N/A)	
	N	C	N	C	N	C	N	C	N	C	N	C	N	C	N	C
CANCELLED	-	-	-	-	-	-	-	-	-	-	Yes	-	-	-	-	-
COMPLETED	-	Yes	-	-	-	Yes	-	Yes	-	Yes	-	-	-	Yes	-	-
OBJECTED	-	-	-	-	-	-	-	-	-	-	-	-	-	-	-	-
PENDING	-	-	-	-	-	-	-	-	-	-	-	-	-	-	-	-
REJECTED	-	-	-	-	-	-	-	-	-	Yes	-	-	-	-	-	-
REQUESTED	-	-	-	-	-	-	-	-	-	-	-	-	-	-	-	-

** N = New Role, C = Current Role.



Formatted Table

10.3. Change Metering Installation Details

10.3.1. Application [3050 3051]

Change Reason Code	Comment
3050 – Change Metering Installation Details	Used where the Current MPB is required to make a Prospective Change to the <i>metering installation</i> details in MSATS. Each Meter Serial ID must exist in MSATS and a minimum set of <i>metering installation</i> details for the <i>NMI</i> shall exist upon Completion of the Change Request.
3051 – Change Metering Installation Details – Retrospective	Used where the Current MPB is required to make a Retrospective Change to the <i>metering installation</i> details in MSATS. Each Meter Serial ID must exist in MSATS and a minimum set of <i>metering installation</i> details for the <i>NMI</i> shall exist upon Completion of the Change Request.

Formatted Table

10.3.2. Conditions Precedent

- (a) The *NMI* exists in MSATS.
- (b) The metering installation details exist in MSATS.
- (c) The *NMI* Classification Code is SMALL or LARGE.

10.3.3. Initiating Roles

- (d) A Current MPB may initiate a Change Request to change *metering installation* records in MSATS in accordance with section 10.3.4.

10.3.4. MPB Requirements

The Current MPB must:

- (a) Obtain the *NMI* Checksum from an approved source.
- (b) Confirm that the *NMI* is a valid *NMI* for the connection point prior to the Initiation of a Change Request.
- (c) Populate a Change Request with the following information:

Change Reason Code	Participant Transaction ID	<i>NMI</i> and <i>NMI</i> Checksum
Its Participant ID	Proposed Change Date	Meter Serial ID (at least one)

- (d) For each meter associated with the *NMI* populate the Change Request with the following information (where this information does not currently exist in MSATS):

Meter Register Status Code	Metering Installation Type Code	Meter Manufacturer
Meter Model	Meter Use	

- (e) For all Register IDs associated with the *NMI*, where the Register Identifier Status Code is to be 'C' populate the Change Request with the following information (where this information does not currently exist in MSATS):

MDM Contributory Suffix (for a register)	Network Tariff Code
--	---------------------

- (f)
- (g) For all Register IDs associated with the *NMI*, where the Register Identifier Status Code is to be 'C' populate the Change Request with the following information:

Register ID	Register Identifier Status Code	Actual/Cumulative Indicator
Controlled Load Indicator	Dial Format	Multiplier Value
Time of Day Code	Unit of Measure Code	

(h)

- (i) Where changes to Network Tariff information are required:
 - (i) Check that the Network Tariff Code is correct and, if it is not, update it to have the correct value.
 - (ii) Change the Network Tariff Code to ensure that the current information provided in MSATS is the latest information available from the Current LNSP.

The Current MPB may:

- (j) Populate the Change Request with the following information:

Meter Hazard	Meter Location	Meter Read Type
Additional Site Information	Meter Point	Meter Route
Test Result	Last Test Date	Network Tariff Code Additional Information
Current Transformer Location	Current Transformer Type	Current Transformer Ratio (Available)
Current Transformer Accuracy Class	Current Transformer Test	Current Transformer Ratio (Connected)
Current Transformer Test Date	Voltage Transformer Location	Voltage Transformer Type
Voltage Transformer Ratio (Available and Connected)	Voltage Transformer Accuracy Class	Voltage Transformer Test
Voltage Transformer Test Date	GPS Coordinates - Latitude	GPS Coordinates – Longitude

- (i) For CR 3051, populate the Change Request with:

Actual End Date		
-----------------	--	--

10.3.5. Timeframe Rules

When preparing a Change Request, the Current MPB must choose a Proposed Change Date that lies between the Prospective Period and Retrospective Period, as shown in Table 10-E

Table 10-E – Timeframe Rules

CR 3050 – Change Meter Details

Objection Logging Period (business days)	Objection Clearing Period (business days)	Retrospective Period (business days)	Prospective Period (business days)
0	0	0	65

CR 3051 – Change Meter Details – Retrospective

Objection Logging Period (business days)	Objection Clearing Period (business days)	Retrospective Period (business days)	Prospective Period (business days)
0	0	140	0

Formatted Table

Formatted Table

10.3.6. Objection Rules

Objections are not permitted.

10.3.7. Change Request Status Notification Rules

The Change Request Status Notification Rules are specified in Table 10-F.

Table 10-F – Change Request Status Notification Rules

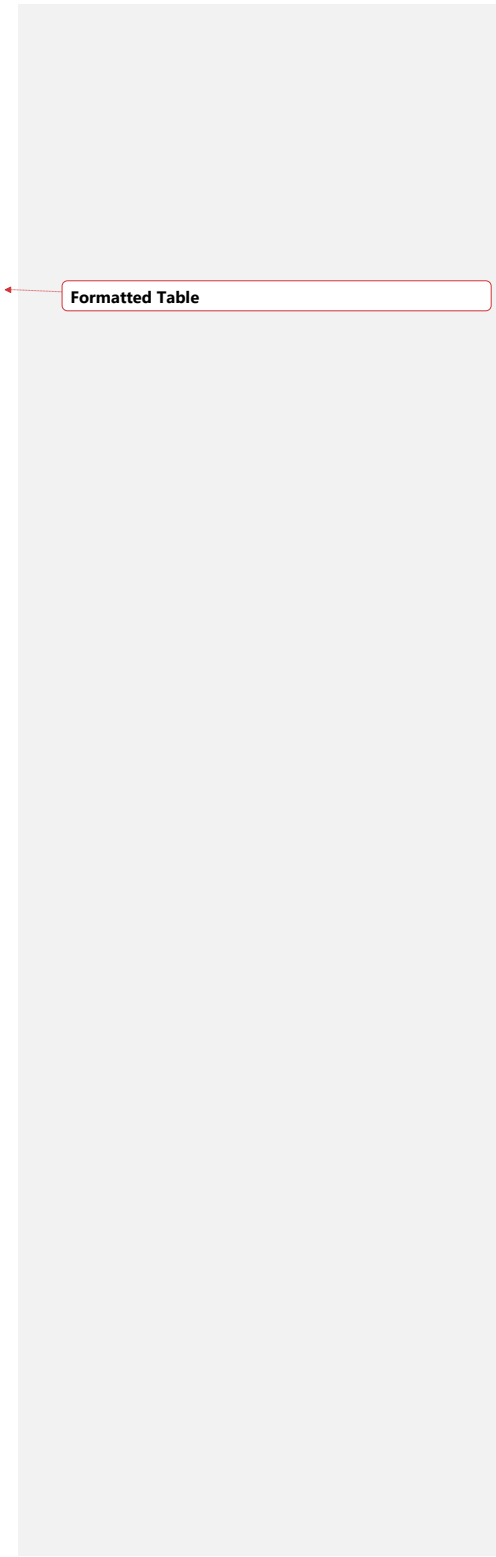
CR 3050 – Change Meter Details

CR 3051 – Change Meter Details – Retrospective

PARTICIPANT ROLE – Receives Notification of Change

Status Change	FRMP		ENLR (N/A)		LNSP		MDP		MPB		RoLR		RP		DRSP (N/A)		
	N	C	N	C	N	C	N	C	N	C	N	C	N	C	N	C	
CANCELLED	-	-	-	-	-	-	-	-	-	-	Yes	-	-	-	-	-	-
COMPLETED	-	Yes	-	-	-	Yes	-	Yes	-	Yes	-	-	-	Yes	-	-	-
OBJECTED	-	-	-	-	-	-	-	-	-	-	-	-	-	-	-	-	-
PENDING	-	-	-	-	-	-	-	-	-	-	-	-	-	-	-	-	-
REJECTED	-	-	-	-	-	-	-	-	-	Yes	-	-	-	-	-	-	-
REQUESTED	-	-	-	-	-	-	-	-	-	-	-	-	-	-	-	-	-

** N = New Role, C = Current Role.



Formatted Table

10.4. Not used in the NT Procedures

10.5. Not used in the NT Procedures

10.6. Change Network Tariff Code

10.6.1. Application [3100 3101]

Change Reason Code	Comment
3100 – Change Network Tariff	Used where the Current LNSP is required to make a Prospective Change to Network Tariff Code.
3101 – Change Network Tariff – Retrospective	Used where the Current LNSP is required to make a Retrospective Change to the Network Tariff Code.

Formatted Table

10.6.2. Conditions Precedent

- (a) The *NMI* exists in MSATS.
- (b) The NMI Classification Code is SMALL or LARGE.
- (c) The Meter Register data is loaded into MSATS.

10.6.3. Initiating Roles

- (d) A Current LNSP may initiate a Change Request to change a Network Tariff Code in accordance with section 10.6.4.

10.6.4. LNSP or ENM Requirements

The Current LNSP must for each Register ID:

- (a) Check that the Network Tariff Code created by the MPB when the meter was created in MSATS is correct and, if it is not, update it to have the correct value.
- (b) Change the Network Tariff Code in MSATS to ensure that the current information provided in MSATS is the latest information available from the Current LNSP.
- (c) Obtain the NMI Checksum from an approved source.
- (d) Confirm that the NMI is a valid NMI for the connection point prior to the Initiation of a Change Request.
- (e) Populate a Change Request with the following information:

Change Reason Code	Participant Transaction ID	NMI and NMI Checksum
Its Participant ID	Proposed Change Date	Meter Serial ID
Register ID	Network Tariff Code (for each register)	

The Current LNSP may:

- (f) Populate a Change Request with the following information:

Network Tariff Code Additional Information	
--	--

- (g) For Retrospective Changes, populate the Change Request with the following information:

Actual End Date	
-----------------	--

10.6.5. Timeframe Rules

When preparing a Change Request, the Current LNSP must choose, for the identified Change Reason Codes, a Proposed Change Date that lies between the Prospective Period and Retrospective Period, as shown in Table 10-G.

Table 10-G – Timeframe Rules

CR 3100 – Change Network Tariff

Objection Logging Period (business days)	Objection Clearing Period (business days)	Retrospective Period (business days)	Prospective Period (business days)
0	0	0	65

CR 3101 – Change Network Tariff – Retrospective

Objection Logging Period (business days)	Objection Clearing Period (business days)	Retrospective Period (business days)	Prospective Period (business days)
0	0	140	0

Formatted Table

Formatted Table

10.6.6. Objection Rules

Objections are not permitted.

10.6.7. Change Request Status Notification Rules

The Change Request Status Notification Rules are specified in Table 10-H.

Table 10-H – Change Request Status Notification Rules

CR 3100 – Change Network Tariff

CR 3101 – Change Network Tariff – Retrospective

PARTICIPANT ROLE – Receives Notification of Change

Status Change	FRMP		ENLR (N/A)		LNSP		MDP		MPB		RoLR		RP		DRSP (N/A)	
	N	C	N	C	N	C	N	C	N	C	N	C	N	C	N	C
CANCELLED	-	-	-	-	-	Yes	-	-	-	-	-	-	-	-	-	-
COMPLETED	-	Yes	-	-	-	Yes	-	Yes	-	Yes	-	-	-	Yes	-	-
OBJECTED	-	-	-	-	-	-	-	-	-	-	-	-	-	-	-	-
PENDING	-	-	-	-	-	-	-	-	-	-	-	-	-	-	-	-
REJECTED	-	-	-	-	-	Yes	-	-	-	-	-	-	-	-	-	-
REQUESTED	-	-	-	-	-	-	-	-	-	-	-	-	-	-	-	-

Formatted Table

** N = New Role, C = Current Role.

11. Not used in the NT Procedures

12. Maintain NMI – CHANGE REQUESTS

12.1. Update Next Scheduled Read Date

12.1.1. Application [5070 5071]

Change Reason Code	Comment
5070 – Update Next Scheduled Read Date	Used where the Current MDP is required to provide MSATS with the NSRD prospectively.
5071 – Update Next Scheduled Read Date – Retrospective	Used where the Current MDP is required to provide MSATS with the NSRD retrospectively. Note if this transaction is submitted by batch, MSATS will be updated straight away.

Formatted Table

12.1.2. Conditions Precedent

- (a) The *NMI* exists in MSATS.
- (b) The NMI Classification Code is SMALL or LARGE .
- (c) The metering installation is manually read.

12.1.3. Initiating Roles

A Current MDP may initiate a Change Request to submit the NSRD to MSATS in accordance with section **Error! Reference source not found.**

12.1.4. MDP Requirements

The Current MDP must:

- (a) Obtain the NMI Checksum from an approved source.
- (b) Confirm that the NMI is a valid NMI for the connection point prior to the Initiation of a Change Request.
- (c) Populate a Change Request with the following information:

Change Reason Code	Participant Transaction ID	<i>NMI</i> and NMI Checksum
Its Participant ID	Proposed Change Date	Meter Serial ID
NSRD		

The Current MDP may:

- (d) Obtain the Meter Reading frequency from the New FRMP.
- (e) Obtain the Meter Reading schedule from the MPC or MC.

12.1.5. Timeframe Rules

When preparing a Change Request, the Current MDP must choose a Proposed Change Date that lies between the Prospective Period and Retrospective Period, as shown in Table 12-A.

Table 12-A – Timeframe Rules

CR 5070 – Update Next Scheduled Read Date

Objection Logging Period (business days)	Objection Clearing Period (business days)	Retrospective Period (business days)	Prospective Period (business days)
0	0	0	3

Formatted Table

CR 5071 – Update Next Scheduled Read Date – Retrospective

Objection Logging Period (business days)	Objection Clearing Period (business days)	Retrospective Period (business days)	Prospective Period (business days)
0	0	1	0

Formatted Table

12.1.6. Objection Rules

Objections are not permitted.

12.1.7. Change Request Status Notification Rules

The Change Request Status Notification Rules are specified in Table 12-B.

Table 12-B – Change Request Status Notification Rules

CR 5070 – Update Next Scheduled Read Date

CR 5071 – Update Next Scheduled Read Date – Retrospective

PARTICIPANT ROLE – Receives Notification of Change

Status Change	FRMP		LR		LNSP		MDP		MPB		RoLR		RP	
	N	C	N	C	N	C	N	C	N	C	N	C	N	C
CANCELLED	-	-	-	-	-	-	-	-	-	-	-	-	-	-
COMPLETED	-	Yes	-	-	-	-	-	-	-	-	-	-	-	-
OBJECTED	-	-	-	-	-	-	-	-	-	-	-	-	-	-
PENDING	-	-	-	-	-	-	-	-	-	-	-	-	-	-
REJECTED	-	-	-	-	-	-	-	-	-	-	-	-	-	-
REQUESTED	-	-	-	-	-	-	-	-	-	-	-	-	-	-

Formatted Table

** N = New Role, C = Current Role.

12.2. Backdate NMI

12.2.1. Application [5001 5021]

Change Reason Code	Comment
5001 – Backdate NMI Start Date	Used where AEMO, on request from an LNSP or the LNSP, backdates the initial set of information in MSATS in regard to a <i>connection point</i> to apply from a Retrospective Day.
5021 – Backdate NMI Start Date – Child	Used where AEMO, on request from an LNSP, or the LNSP, backdates the initial set of information in MSATS about a <i>child connection point</i> .

Formatted Table

12.2.2. Conditions Precedent

- (a) The *NMI* exists in MSATS.
- (b) The NMI Classification Code is SMALL or LARGE.

12.2.3. Initiating Roles

AEMO, or the LNSP may initiate a Change Request to backdate a *NMI*'s Start Date in MSATS in accordance with section 12.2.4 or 12.2.6.

12.2.4. LNSP Requirements (5001 only)

The New LNSP (who must be the Current LNSP for the period where the *NMI* exists in MSATS) must:

- (a) Obtain the NMI Checksum from an approved source.
- (b) Confirm that the NMI is still a valid NMI for the connection point prior to the Initiation of a Change Request.
- (c) Populate a Change Request with values for the following data items:

Participant Transaction ID	<i>NMI</i> and NMI Checksum	Its Participant ID
Proposed Change Date	Actual End Date (which should be the day prior to the day that the <i>NMI</i> Master Record starts)	TNI Code
DLF Code	NMI Classification Code	Jurisdiction Code
FRMP	LR	RoLR
RP	MDP	MPB
MPC	LNSP as itself	NMI Status Code
Locality	State	Postcode
Shared Isolation Point Flag	Connection Configuration	

- (d) Populate the Change Request with values for the following address fields (as appropriate):

DPID	Flat Number	Flat Type
Floor Number	Floor Type	House Number
House Number Suffix	Location Descriptor	Lot Number
Street Name	Street Suffix	Street Type
GNAF PID	Section Number	DP Number
House Number To	House Number To Suffix	

The LNSP may:

- (e) Populate the Change Request with the following information:

Parent Name	Building Name	Feeder Class
Customer Threshold Code		

12.2.5. LNSP Requirements (5021 only)

The New LNSP (who must be the Current LNSP for the period where the *NMI* exists in MSATS) must:

- (a) Obtain the NMI Checksum from an approved source. Confirm that the *NMI* is still a valid *NMI* for the *connection point*.
- (b) Provide AEMO with values for the following data items:

Change Reason Code	Participant Transaction ID	<i>NMI</i> and NMI Checksum
Participant ID	Proposed Change Date	Actual End Date (which should be the day prior to the day that the NMI Master Record starts on)
TNI Code	DLF Code	NMI Classification Code
Jurisdiction Code	Child Name	FRMP
LR	RoLR	RP
MDP	MPB	MPC
LNSP	NMI Status Code	Locality
State	Postcode	Shared Isolation Point Flag
Connection Configuration		

- (c) Provide AEMO with values for the following address fields (as appropriate):

DPID	Flat Number	Flat Type
Floor Number	Floor Type	House Number
House Number Suffix	Location Descriptor	Lot Number
Street Name	Street Suffix	Street Type
House Number To	GNAF PID	Section Number
DP Number	House Number To Suffix	

The LNSP may provide AEMO with the following information:

Parent Name	Building Name	Feeder Class
Customer Threshold Code		

12.2.6. AEMO Requirements

AEMO must, on request from an LNSP, populate a Change Request with the data provided by the LNSP in accordance with section 12.2.4 (CR 5001) or LNSP in accordance with section 12.2.5 (CR 5021).

12.2.7. MPB Requirements

The New MPB must, on receipt of a Completed notification, backdate the *metering installation* details using CR 3001.

12.2.8. Timeframe Rules

When preparing a Change Request, AEMO or the LNSP (as applicable) must choose a Proposed Change Date that lies between the Prospective Period and Retrospective Period, as shown in Table 12-C.

Table 12-C – Timeframe Rules

CR 5001 – Backdate NMI Start Date

CR 5021 – Backdate NMI Start Date - Child

Objection Logging Period (business days)		Objection Clearing Period (business days)				Retrospective Period (business days)	Prospective Period (business days)
SMALL NMI	LARGE NMI	SMALL NMI	LARGE NMI				
1	1	10	20	140		0	

Formatted Table

12.2.9. Objection Rules

The 'Yes' Roles specified in Table 12-D may Object using the Objection Codes indicated against their Roles within the Objection Logging Period specified in Table 12-C.

Table 12-D – Objection Rules

CR 5001 – Backdate NMI Start Date

Objection Code	NMI Class	Jur'n	FRMP		LR		MDP		MPB		RoLR		RP		LNSP		
			N	C	N	C	N	C	N	C	N	C	N	C	N	C	N
BADPARTY	ALL	ALL	-	-	-	-	-	-	-	-	-	-	-	Yes	-	-	-
NOTRESP	SMALL	ALL	Yes	-	-	-	Yes	-	Yes	-	-	-	Yes	-	-	-	
	LARGE												-				

Formatted Table

CR 5021 – Backdate NMI Start Date – Child

Objection Code	NMI Class	Jur'n	FRMP		ENLR		MDP		MPB		RoLR		RP		LNSP		
			N	C	N	C	N	C	N	C	N	C	N	C	N	C	N
BADPARTY	SMALL	ALL	-	-	-	-	-	-	-	-	-	-	-	Yes	-	-	-
	LARGE																
NOTRESP	SMALL	ALL	Yes	-	Yes	-	Yes	-	Yes	-	-	-	Yes	-	-	-	
	LARGE												-				
RETRO	SMALL	NSW VIC SA NT	Yes	-	Yes	-	-	-	-	-	-	-	-	-	-	-	

Formatted Table

** N = New Role, C = Current Role.

12.2.10. Change Request Status Notification Rules

The Change Request Status Notification Rules are specified in Table 12-E.

Table 12-E – Change Request Status Notification Rules

CR 5001 – Backdate NMI Start Date

CR 5021 – Backdate NMI Start Date - Child PARTICIPANT ROLE – Receives Notification of Change

Status Change	FRMP		ENLR (N/A)		LNSP		MDP		MPB		RoLR		RP	
	N	C	N	C	N	C	N	C	N	C	N	C	N	C

Formatted Table

CANCELLED	Yes	-	-	-	Yes	-	Yes	-	Yes	-	-	-	Yes	-
-----------	-----	---	---	---	-----	---	-----	---	-----	---	---	---	-----	---

Status Change	FRMP		ENLR (N/A)		LNSP		MDP		MPB		RoLR		RP	
	N	C	N	C	N	C	N	C	N	C	N	C	N	C
COMPLETED	Yes	-	-	-	Yes	-	Yes	-	Yes	-	-	-	Yes	-
OBJECTED	Yes	-	-	-	Yes	-	Yes	-	Yes	-	-	-	Yes	-
PENDING	Yes	-	-	-	Yes	-	Yes	-	Yes	-	-	-	Yes	-
REJECTED	Yes	-	-	-	Yes	-	Yes	-	Yes	-	-	-	Yes	-
REQUESTED	Yes	-	-	-	Yes	-	Yes	-	Yes	-	-	-	Yes	-

** N = New Role, C = Current Role.

- Formatted: Pattern: Clear (Background 1)
- Formatted: Pattern: Clear (Background 1)
- Formatted Table
- Formatted: Pattern: Clear (Background 1)
- Formatted: Pattern: Clear (Background 1)
- Formatted: Pattern: Clear (Background 1)
- Formatted: Pattern: Clear (Background 1)
- Formatted: Pattern: Clear (Background 1)

12.3. Change NMI

12.3.1. Application [5050 5051]

Change Reason Code	Comment
5050 – Change NMI Details	Used where the Current LNSP is required to make a Prospective Change to the set of information in MSATS about a <i>connection point</i> .
5051 – Change NMI Details – Retrospective	Used where the Current LNSP is required to make a Retrospective Change to the information in MSATS about a <i>connection point</i> .

Formatted Table

12.3.2. Conditions Precedent

- (f) The *NMI* exists in MSATS.
- (g) The NMI Classification Code is SMALL or LARGE.

12.3.3. Initiating Roles

- (h) A Current LNSP may initiate a Change Request to change a *NMI* record in MSATS in accordance with section 12.3.4.

12.3.4. LNSP Requirements

The Current LNSP must:

- (a) Obtain the NMI Checksum from an approved source.
- (b) Confirm that the NMI is a valid NMI for the connection point prior to the Initiation of a Change Request.
- (c) Populate an Change Request with the following information:

Change Reason Code	Participant Transaction ID	<i>NMI</i> and NMI Checksum
Its Participant ID	Proposed Change Date	

The Current LNSP may:

- (d) Populate the Change Request with the following information:

TNI Code	DLF Code	NMI Classification Code
Jurisdiction Code	NMI Status Code	Parent Name
Locality	State	Postcode
Building Name	DPID	Flat Number
Flat Type	Floor Number	Floor Type
House Number	House Number Suffix	Location Descriptor
Lot Number	Street Name	Street Suffix
Street Type		
	Feeder Class	Customer Threshold Code
GNAF PID	Section Number	DP Number
House Number To	Connection Configuration	Shared Isolation Point Flag

(e)

(f)

- (g) For Retrospective Changes, populate the Change Request with the

Actual End Date		
-----------------	--	--

12.3.5. Timeframe Rules

When preparing a Change Request, the Current LNSP must choose a Proposed Change Date that lies between the Prospective Period and Retrospective Period, as shown in Table 12-F.

Table 12-F – Timeframe Rules

CR 5050 – Change NMI Details

Objection Logging Period (business days)	Objection Clearing Period (business days)	Retrospective Period (business days)	Prospective Period (business days)
0	0	0	65

CR 5051 – Change NMI Details – Retrospective

Objection Logging Period (business days)	Objection Clearing Period (business days)	Retrospective Period (business days)	Prospective Period (business days)
0	0	140	0

Note: An Objection Logging Period of zero means Objections need to be logged by midnight of the *business day* that the Change Request is submitted.

12.3.6. Objection Rules

The 'Yes' Roles specified in Table 12-G may Object using the Objection Codes indicated against their Roles within the Objection Logging Period specified in Table 12-F.

Table 12-G – Objection Rules

CR 5050 – Change NMI Details

CR 5051 – Change NMI Details – Retrospective

Objection Code	NMI Class	Jur'n	FRMP		LR		MDP		MPB		RoLR		RP		LNSP	
			N	C	N	C	N	C	N	C	N	C	N	C	N	C
NOTRESP	ALL	ALL	-	-	-	-	-	Yes	-	-	-	-	-	-	-	-

** N = New Role, C = Current Role.

12.3.7. Change Request Status Notification Rules

The Change Request Status Notification Rules are specified in Table 12-H.

Table 12-H – Change Request Status Notification Rules

CR 5050 – Change NMI Details

CR 5051 – Change NMI Details – Retrospective

PARTICIPANT ROLE – Receives Notification of Change

Status Change	FRMP		LR		LNSP		MDP		MPB		RoLR		RP		DRSP (N/A)	
	N	C	N	C	N	C	N	C	N	C	N	C	N	C	N	C
CANCELLED	-	-	-	-	-	Yes	-	YES	-	-	-	-	-	-	-	-
COMPLETED	-	Yes	-	-	-	Yes	-	Yes	-	Yes	-	-	-	Yes	-	-
OBJECTED	-	-	-	-	-	Yes	-	Yes	-	-	-	-	-	-	-	-
PENDING	-	-	-	-	-	-	-	-	-	-	-	-	-	-	-	-
REJECTED	-	-	-	-	-	Yes	-	Yes	-	-	-	-	-	-	-	-
REQUESTED	-	-	-	-	-	-	-	Yes	-	-	-	-	-	-	-	-

** N = New Role, C = Current Role.

Formatted Table

Formatted Table

Formatted Table

12.4. Change NMI – Customer Classification Code

12.4.1. Application [5054 5055]

Change Reason Code	Comment
5054 – Change NMI Details – Customer Classification Code	Used where the Current FRMP is required to make a Prospective Change to the Customer Classification Code.
5055 – Change NMI Details – Customer Classification Code – Retrospective	Used where the Current FRMP is required to make a Retrospective Change to the Customer Classification Code.

Formatted Table

12.4.2. Conditions Precedent

- (a) The *NMI* exists in MSATS.
- (b) The NMI Classification Code is SMALL or LARGE.

12.4.3. Initiating Roles

- (c) A Current FRMP may initiate a Change Request to change a *NMI* record in MSATS in accordance with section 12.4.4.

12.4.4. FRMP Requirements

The Current FRMP must:

- (a) Obtain the NMI Checksum from an approved source.
- (b) Confirm that the NMI is a valid NMI for the connection point prior to the Initiation of a Change Request.
- (c) Populate a Change Request with the following information:

Change Reason Code	Participant Transaction ID	<i>NMI</i> and NMI Checksum
Its Participant ID	Proposed Change Date	Customer Classification Code

For Retrospective Changes, the Current FRMP may populate the Change Request with the:

Actual End Date		
-----------------	--	--

12.4.5. Timeframe Rules

When preparing a Change Request, the Current FRMP must choose a Proposed Change Date that lies between the Prospective Period and Retrospective Period, as shown in Table 12-1.

Table 12-1 – Timeframe Rules

CR 5054 – Change NMI Details Customer Classification Code

Objection Logging Period (business days)	Objection Clearing Period (business days)	Retrospective Period (business days)	Prospective Period (business days)
0	0	0	65

Formatted Table

CR 5055 – Change NMI Details Customer Classification Code – Retrospective

Objection Logging Period (business days)	Objection Clearing Period (business days)	Retrospective Period (business days)	Prospective Period (business days)
0	0	140	0

Formatted Table

12.4.6. Objection Rules

Objections are not permitted.

12.4.7. Change Request Status Notification Rules

The Change Request Status Notification Rules are specified in Table 12-J.

Table 12-J – Change Request Status Notification Rules[†]

CR 5054 – Change NMI Details Customer Classification Code

CR 5055 – Change NMI Details Customer Classification Code – Retrospective

PARTICIPANT ROLE – Receives Notification of Change

Status Change	FRMP		ENLR (N/A)		LNSP		MDP		MPB		RoLR		RP		DRSP (N/A)		
	N	C	N	C	N	C	N	C	N	C	N	C	N	C	N	C	
CANCELLED	-	Yes	-	-	-	-	-	-	-	-	-	-	-	-	-	-	-
COMPLETED	-	Yes	-	-	-	Yes	-	Yes	-	Yes	-	-	-	Yes	-	-	-
OBJECTED	-	-	-	-	-	-	-	-	-	-	-	-	-	-	-	-	-
PENDING	-	Yes	-	-	-	-	-	-	-	-	-	-	-	-	-	-	-
REJECTED	-	Yes	-	-	-	-	-	-	-	-	-	-	-	-	-	-	-
REQUESTED	-	Yes	-	-	-	-	-	-	-	-	-	-	-	-	-	-	-

^{††} N = New Role, C = Current Role.

12.5. Not used in the NT Procedures

12.6. Change NMI Embedded Network – Child

12.6.1. Application [5060 5061]

Change Reason Code	Comment
5060 – Change NMI Details – Child	Used where the Current ENM is required to make a Prospective change to the information in MSATS about a <i>connection point</i> that is connected to an <i>embedded network</i> .
5061 – Change NMI Details – Child – Retrospective	Used where the Current ENM is required to provide a Retrospective Change to the information in MSATS about a <i>connection point</i> that is connected to an <i>embedded network</i> .

Formatted Table

12.6.2. Conditions Precedent

- (a) The *NMI* exists in MSATS.
- (b) The NMI Classification Code is SMALL or LARGE.

12.6.3. Initiating Roles

- (d) A Current ENM may initiate a Change Request to change a *NMI* record in MSATS in accordance with section 12.5.4.

12.6.4. ENM Requirements

The Current ENM must:

- (a) Obtain the NMI Checksum from an approved source.
- (b) Confirm that the *NMI* is a valid *NMI* for the *connection point* prior to the Initiation of a Change Request.
- (c) Populate a Change Request with the following information:

Change Reason Code	Participant Transaction ID	NMI and NMI Checksum
Its Participant ID	Proposed Change Date	

The Current ENM may:

- (d) Populate the Change Request with the following information:

TNI Code	DLF Code	NMI Classification Code
Jurisdiction Code	NMI Status Code	Parent Name
Child Name	Locality	State
Postcode	Building Name	DPID
Flat Number	Fiat Type	Floor Number
Floor Type	House Number	House Number Suffix
Location Descriptor	Lot Number	Street Name
Street Suffix	Street Type	
		Feeder Class
Customer Threshold Code	GNAF PID	Section Number
DP Number	House Number To	Connection Configuration
Shared Isolation Point Flag		

(e) For Retrospective Changes, populate the Change Request with the following information:

Actual End Date		
-----------------	--	--

12.6.5. Timeframe Rules

When preparing a Change Request, the ENM must choose a Proposed Change Date that lies between the Prospective Period and Retrospective Period, as shown in Table 12-K.

Table 12-K – Timeframe Rules

CR 5060 – Change NMI Details – Child

Objection Logging Period (business days)	Objection Clearing Period (business days)	Retrospective Period (business days)	Prospective Period (business days)
0	0	0	65

CR 5061 – Change NMI Details – Child – Retrospective

Objection Logging Period (business days)	Objection Clearing Period (business days)	Retrospective Period (business days)	Prospective Period (business days)
0	0	140	0

Formatted Table

Formatted Table

12.6.6. Objection Rules

Objections are not permitted.

12.6.7. Change Request Status Notification Rules

The Change Request Status Notification Rules are specified in Table 12-L.

Table 12-L – Change Request Status Notification Rules

CR 5060 – Change NMI Details – Child

CR 5061 – Change NMI Details – Child – Retrospective

PARTICIPANT ROLE – Receives Notification of Change

Status Change	FRMP		ENLR		LNSP		MDP		MPB		RoLR		RP		DRSP	
	N	C	N	C	N	C	N	C	N	C	N	C	N	C	N	C
CANCELLED	-	-	-	-	-	Yes	-	-	-	-	-	-	-	-	-	-
COMPLETED	-	Yes	-	Yes	-	Yes	-	Yes	-	Yes	-	-	-	Yes	-	Yes
OBJECTED	-	-	-	-	-	-	-	-	-	-	-	-	-	-	-	-
PENDING	-	-	-	-	-	-	-	-	-	-	-	-	-	-	-	-
REJECTED	-	-	-	-	-	Yes	-	-	-	-	-	-	-	-	-	-
REQUESTED	-	-	-	-	-	-	-	-	-	-	-	-	-	-	-	-

** N = New Role, C = Current Role.

Formatted Table

12.7. Change Parent Name

12.7.1. Application [5080 5081]

Change Reason Code	Comment
5080 – Change Parent Name	Used where the Current LNSP is required to apply a Prospective Change to the Parent Name.
5081 – Change Parent Name – Retrospective	Used where the Current LNSP is required to apply a Retrospective Change to the Parent Name.

Formatted Table

12.7.2. Conditions Precedent

- (a) The *NMI* exists in MSATS.
- (b) The NMI Classification Code is SMALL or LARGE.

12.7.3. Initiating Roles

- (e) A Current LNSP may initiate a Change Request to change the Parent Name in accordance with section 12.6.4.

12.7.4. LNSP Requirements

The Current LNSP must:

- (a) Obtain the NMI Checksum from an approved source.
- (b) Confirm that the *NMI* is a valid *NMI* for the *connection point* prior to the Initiation of a Change Request.
- (c) Populate the Change Request with the following information:

Change Reason Code	Participant Transaction ID	NMI and NMI Checksum
Its Participant ID	Proposed Change Date	Parent Name

For Retrospective Changes, the Current LNSP may populate the Change Request with the following information:

Actual End Date		
-----------------	--	--

12.7.5. Timeframe Rules

When preparing a Change Request, the Current LNSP (as applicable) must choose a Proposed Change Date that lies between the Prospective Period and Retrospective Period, as shown in Table Table 12-M.

Table 12-M – Timeframe Rules

CR 5080 – Change Parent Name

Objection Logging Period (business days)	Objection Clearing Period (business days)	Retrospective Period (business days)	Prospective Period (business days)
0	0	0	65

Formatted Table

CR 5081 – Change Parent Name – Retrospective

Objection Logging Period (business days)	Objection Clearing Period (business days)	Retrospective Period (business days)	Prospective Period (business days)
0	0	140	0

Formatted Table

12.7.6. Objection Rules

Objections are not permitted.

12.7.7. Change Request Status Notification Rules

The Change Request Status Notification Rules are specified in Table 12-N.

Table 12-N – Change Request Status Notification Rules**

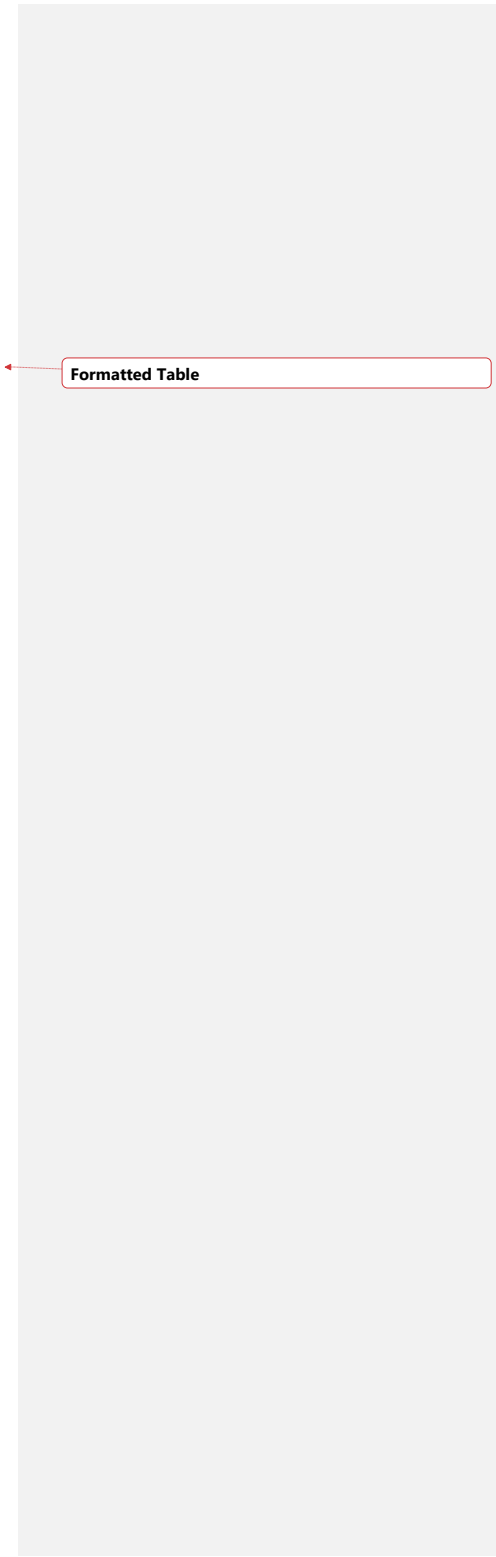
CR 5080 – Change Parent Name

CR 5081 – Change Parent Name – Retrospective

PARTICIPANT ROLE – Receives Notification of Change

Status Change	FRMP		LR		LNSP		MDP		MPB		RoLR		RP		DRSP	
	N	C	N	C	N	C	N	C	N	C	N	C	N	C	N	C
CANCELLED	-	Yes	-	-	-	Yes	-	-	-	-	-	-	-	-	-	-
COMPLETED	-	Yes	-	-	-	Yes	-	Yes	-	Yes	-	-	-	Yes	-	Yes
OBJECTED	-	-	-	-	-	-	-	-	-	-	-	-	-	-	-	-
PENDING	-	-	-	-	-	-	-	-	-	-	-	-	-	-	-	-
REJECTED	-	Yes	-	-	-	Yes	-	-	-	-	-	-	-	-	-	-
REQUESTED	-	Yes	-	-	-	Yes	-	-	-	-	-	-	-	-	-	-

** N = New Role, C = Current Role.



Formatted Table

13. Change Role – CHANGE REQUESTS

13.1. Change LNSP

13.1.1. Application [6100 6110]

Change Reason Code	Comment
6100 – Change LNSP	Used where the New LNSP is required (either by a regulatory change or due to an error in the NMI Master Record) to apply a Prospective Change to the name of the Current LNSP in MSATS
6110 – Change LNSP – Retrospective	Used where the New LNSP is required (either by a regulatory change or due to an error in the NMI Master Record) to apply a Retrospective Change to the name of the Current LNSP in MSATS.

Formatted Table

13.1.2. Conditions Precedent

- (a) The NMI exists in MSATS.
- (b) The NMI Classification Code is SMALL or LARGE.

13.1.3. Initiating Roles

- (c) A New LNSP may initiate a Change Request to change an LNSP in MSATS in accordance with section 13.1.4.

13.1.4. LNSP Requirements

The New LNSP must:

- (a) Obtain the NMI Checksum from an approved source.
- (b) Confirm that the NMI is a valid NMI for the connection point prior to the Initiation of a Change Request.
- (c) Populate a Change Request with the following information:

Change Reason Code	Participant Transaction ID	NMI and NMI Checksum
Its Participant ID	Proposed Change Date	

- (d) Nominate itself as the New LNSP .

The New LNSP may:

- (e) populate the Change Request with the following information:

TNI Code	DLF Code	NMI Classification Code
Jurisdiction Code		

- (f) for Retrospective Changes, populate the Change Request with:

Actual End Date		
-----------------	--	--

13.1.5. Timeframe Rules

When preparing a Change Request, the New LNSP must choose a Proposed Change Date that lies between the Prospective Period and Retrospective Period, as shown in Table 13-A.

Table 13-A – Timeframe Rules

CR 6100 – Change LNSP

Objection Logging Period (business days)	Objection Clearing Period (business days)	Retrospective Period (business days)	Prospective Period (business days)
1	20	0	65

CR 6110 – Change LNSP – Retrospective

Objection Logging Period (business days)	Objection Clearing Period (business days)	Retrospective Period (business days)	Prospective Period (business days)
1	20	130	0

13.1.6. Objection Rules

The 'Yes' Roles specified in Table 13-B may Object using the Objection Codes indicated against their Roles within the Objection Logging Period specified in Table 13-A.

Table 13-B – Objection Rules

CR 6100 – Change LNSP

Objection Code	NMI Class	Jur'n	FRMP		LR		MDP		MPB		RoLR		RP		LNSP	
			N	C	N	C	N	C	N	C	N	C	N	C	N	C
BADDATA	ALL	ALL	-	-	-	-	-	-	-	-	-	-	-	-	-	Yes
NOTRESP	ALL	ALL	-	-	-	-	-	-	-	-	-	-	-	-	-	Yes

CR 6110 – Change LNSP – Retrospective

Objection Code	NMI Class	Jur'n	FRMP		LR		MDP		MPB		RoLR		RP		LNSP	
			N	C	N	C	N	C	N	C	N	C	N	C	N	C
BADDATA	ALL	ALL	-	-	-	-	-	-	-	-	-	-	-	-	-	Yes
NOTRESP	ALL	ALL	-	-	-	-	-	-	-	-	-	-	-	-	-	Yes
RETRO	ALL	ALL	-	-	-	-	-	-	-	-	-	-	-	-	-	Yes

** N = New Role, C = Current Role.

13.1.7. Change Request Status Notification Rules

The Change Request Status Notification Rules are specified in Table 13-C.

Table 13-C – Change Request Status Notification Rules

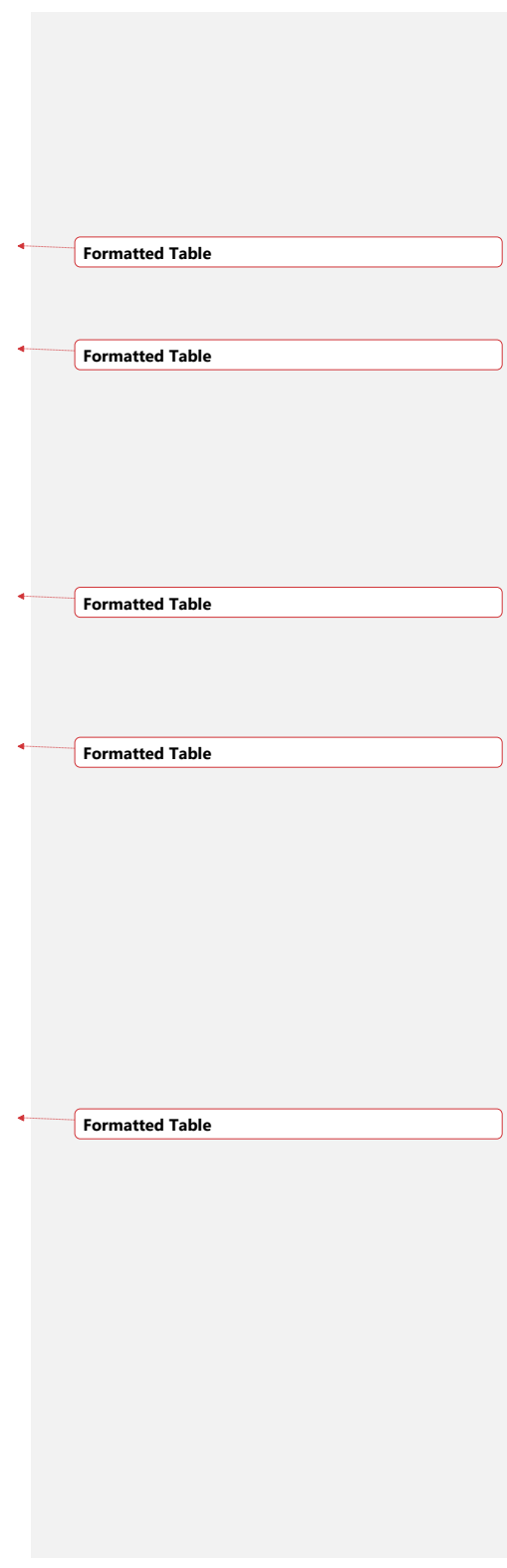
CR 6100 – Change LNSP

CR 6110 – Change LNSP – Retrospective

PARTICIPANT ROLE – Receives Notification of Change

Status Change	FRMP		ENLR (N/A)		LNSP		MDP		MPB		RoLR		RP		DRSP (N/A)	
	N	C	N	C	N	C	N	C	N	C	N	C	N	C	N	C
CANCELLED	-	-	-	-	Yes	Yes	-	Yes	-	-	-	-	-	-	-	-
COMPLETED	-	Yes	-	-	Yes	Yes	-	Yes	-	Yes	-	-	-	Yes	-	-
OBJECTED	-	-	-	-	Yes	Yes	-	Yes	-	-	-	-	-	-	-	-
PENDING	-	-	-	-	Yes	Yes	-	Yes	-	-	-	-	-	-	-	-
REJECTED	-	-	-	-	Yes	Yes	-	Yes	-	-	-	-	-	-	-	-
REQUESTED	-	-	-	-	Yes	Yes	-	Yes	-	-	-	-	-	-	-	-

** N = New Role, C = Current Role.



13.2. Change MDP

13.2.1. Application [6200 6210]

Change Reason Code	Comment
6200 – Change MDP	Used where the Current FRMP or Current MC is required to apply a Prospective Change to the name of the Current MDP
6210 – Change MDP – Retrospective	Used where the Current FRMP or Current MC is required to apply a Retrospective Change to the name of the Current MDP.

Formatted Table

13.2.2. Conditions Precedent

- (a) The NMI details exist in MSATS
- (b) The NMI Classification Code is SMALL or LARGE .

13.2.3. Initiating Roles

The Current FRMP or Current MC may initiate a Change Request to change a MDP in MSATS in accordance with section 13.2.4.

13.2.4. FRMP/Current MC Requirements

The Current FRMP or Current MC (as applicable) must:

- (a) Obtain the NMI Checksum from an approved source.
- (b) Confirm that the NMI is a valid NMI for the connection point prior to the Initiation of a Change Request.
- (c) Populate a Change Request with the following information:

Change Reason Code	Participant Transaction ID	NMI and NMI Checksum
Participant ID	Proposed Change Date	MDP

The Current FRMP or Current MC (as applicable) may:

- (d) For Retrospective Changes, populate the Change Request with the following information:

Actual End Date		
-----------------	--	--

13.2.5. MDP Requirements

- (e) On receipt of a Data Request for CR 6200, the MDP must initiate a Change Request to provide the Actual Change Date.

13.2.6. Timeframe Rules

When preparing a Change Request, the Current FRMP or Current MC (as applicable) must choose a Proposed Change Date that lies between the Prospective Period and Retrospective Period, as shown in Table 13-D.

CR 6200 – Change MDP

Objection Logging Period (business days)	Objection Clearing Period (business days)	Retrospective Period (business days)	Prospective Period (business days)
1	20	0	65

Formatted Table

CR 6210 – Change MDP – Retrospective

Objection Logging Period (business days)	Objection Clearing Period (business days)	Retrospective Period (business days)	Prospective Period (business days)
1	20	130	0

Formatted Table

13.2.7. Objection Rules

The 'Yes' Roles specified in Table 13-D may Object using the Objection Codes indicated against their Roles within the Objection Logging Period specified in Table 13-D

Table 13-D – Objection Rules

CR 6200 – Change MDP

Objection Code	NMI Class	Jur'n	FRMP		LR		MDP		MPB		RoLR		RP		LNSP		
			N	C	N	C	N	C	N	C	N	C	N	C	N	C	
BADPARTY	LARGE	ALL	-	-	-	-	-	-	-	-	-	-	-	-	Yes	-	-
DATEBAD	ALL	ALL	-	-	-	-	Yes	Yes	-	-	-	-	-	-	-	-	-
DECLINED	ALL	ALL	-	-	-	-	Yes	-	-	-	-	-	-	-	-	-	-
NOTRESP	ALL	ALL	-	-	-	-	-	Yes	-	-	-	-	-	-	-	-	-

Formatted Table

CR 6210 – Change MDP – Retrospective

Objection Code	NMI Class	Jur'n	FRMP		LR		MDP		MPB		RoLR		RP		LNSP		
			N	C	N	C	N	C	N	C	N	C	N	C	N	C	
BADDATA	SMALL	NSW VIC SA	-	-	-	-	Yes	Yes	-	-	-	-	-	-	-	-	-
BADDATA	LARGE	ALL	-	-	-	-	Yes	Yes	-	-	-	-	-	-	-	-	-
BADPARTY	LARGE	ALL	-	-	-	-	-	-	-	-	-	-	-	Yes	-	-	-
DATEBAD	ALL	ALL	-	-	-	-	Yes	Yes	-	-	-	-	-	-	-	-	-
DECLINED	ALL	ALL	-	-	-	-	Yes	-	-	-	-	-	-	-	-	-	-
NOTRESP	ALL	ALL	-	-	-	-	-	Yes	-	-	-	-	-	-	-	-	-

Formatted Table

** N = New Role, C = Current Role.

13.2.8. Change Request Status Notification Rules

The Change Request Status Notification Rules are specified in Table 13-E.

Table 13-E – Change Request Status Notification Rules

CR 6200 – Change MDP

CR 6210 – Change MDP – Retrospective

PARTICIPANT ROLE – Receives Notification of Change

Status Change	FRMP		ENLR (N/A)				LNSP		MDP		MPB		RoLR		RP		DRSP (N/A)	
	N	C	N	C	N	C	N	C	N	C	N	C	N	C	N	C	N	C
CANCELLED	-	Yes	-	-	-	-	Yes	Yes	-	-	-	-	-	-	Yes	-	-	-
COMPLETED	-	Yes	-	-	-	Yes	Yes	Yes	-	Yes	-	-	-	-	Yes	-	-	-
OBJECTED	-	Yes	-	-	-	-	Yes	Yes	-	-	-	-	-	-	Yes	-	-	-
PENDING	-	Yes	-	-	-	-	Yes	Yes	-	-	-	-	-	-	Yes	-	-	-

Status Change	FRMP		ENLR (N/A)		LNSP		MDP		MPB		RoLR		RP		DRSP (N/A)		
	N	C	N	C	N	C	N	C	N	C	N	C	N	C	N	C	
REJECTED		Yes	-	-	-	-	-	-	-	-	-	-	-	-	Yes	-	-
REQUESTED		Yes	-	-	-	-	Yes	Yes	-	-	-	-	-	-	Yes	-	-

** N = New Role, C = Current Role.

Formatted Table

13.3. Change MC

13.3.1. Application [6300 6301]

Change Reason Code	Comment
6300 – Change MC	Used where the New MC or Current FRMP is required to apply a Prospective Change to the Current MC.
6301 – Change MC – Retrospective	Used where the New MC or Current FRMP is required to apply a Retrospective Change to the Current MC.

Formatted Table

13.3.2. Conditions Precedent

- (a) The *NMI* exists in MSATS.
- (b) The NMI Classification Code is SMALL or LARGE .

13.3.3. Initiating Roles

- (c) A New MC (where the NMI Classification Code for a *NMI* is Large) or Current FRMP (for any *NMI*) may initiate a Change Request to change the MC in MSATS in accordance with section 13.3.4.

13.3.4. MC/Current FRMP Requirements

The New MC/Current FRMP must:

- (a) Obtain the NMI Checksum from an approved source.
- (b) Confirm that the NMI is a valid NMI for the connection point prior to the Initiation of a Change Request.
- (c) Populate a Change Request with the following information:

Change Reason Code	Participant Transaction ID	<i>NMI</i> and NMI Checksum
Participant ID of the New MC	Proposed Change Date	

- (d) Nominate the New MC.

The New MC/Current FRMP may:

- (e) For Retrospective Changes, populate the Change Request with the following information:

Actual End Date		

13.3.5. Timeframe Rules

When preparing a Change Request, the New MC/Current FRMP must choose a Proposed Change Date that lies between the Prospective Period and Retrospective Period, as shown in Table 13-F.

Table 13-F – Timeframe Rules

CR 6300 – Change MC

Objection Logging Period (business days)	Objection Clearing Period (business days)	Retrospective Period (business days)	Prospective Period (business days)
1	20	0	65

Formatted Table

CR 6301 – Change MC – Retrospective

Objection Logging Period (business days)	Objection Clearing Period (business days)	Retrospective Period (business days)	Prospective Period (business days)
1	20	130	0

Formatted Table

13.3.6. Objection Rules

The 'Yes' Roles specified in Table 13-G may Object using the Objection Codes indicated against their Roles within the Objection Logging Period specified in Table 13-F.

Table 13-G – Objection Rules

CR 6300 – Change MC

Objection Code	NMI Class	Jur'n	FRMP		LR		MDP		MPB		RoLR		RP		LNSP	
			N	C	N	C	N	C	N	C	N	C	N	C	N	C
BADPARTY	SMALL	VIC	-	-	-	-	-	-	-	-	-	-	-	Yes	-	-
CONTRACT	LARGE	ALL	-	-	-	-	-	-	-	-	-	-	-	Yes	-	-
DECLINED	ALL	ALL	-	-	-	-	-	-	-	-	-	-	Yes	-	-	-

CR 6301 – Change MC – Retrospective

Objection Code	NMI Class	Jur'n	FRMP		LR		MDP		MPB		RoLR		RP		LNSP	
			N	C	N	C	N	C	N	C	N	C	N	C	N	C
BADPARTY	SMALL	VIC	-	-	-	-	-	-	-	-	-	-	-	Yes	-	-
DECLINED	ALL	ALL	-	-	-	-	-	-	-	-	-	-	Yes	-	-	-
RETRO	ALL	ALL	-	Yes	-	-	-	-	-	-	-	-	-	Yes	-	-

** N = New Role, C = Current Role.

13.3.7. Change Request Status Notification Rules

The Change Request Status Notification Rules are specified in Table 13-H.

Table 13-H – Change Request Status Notification Rules

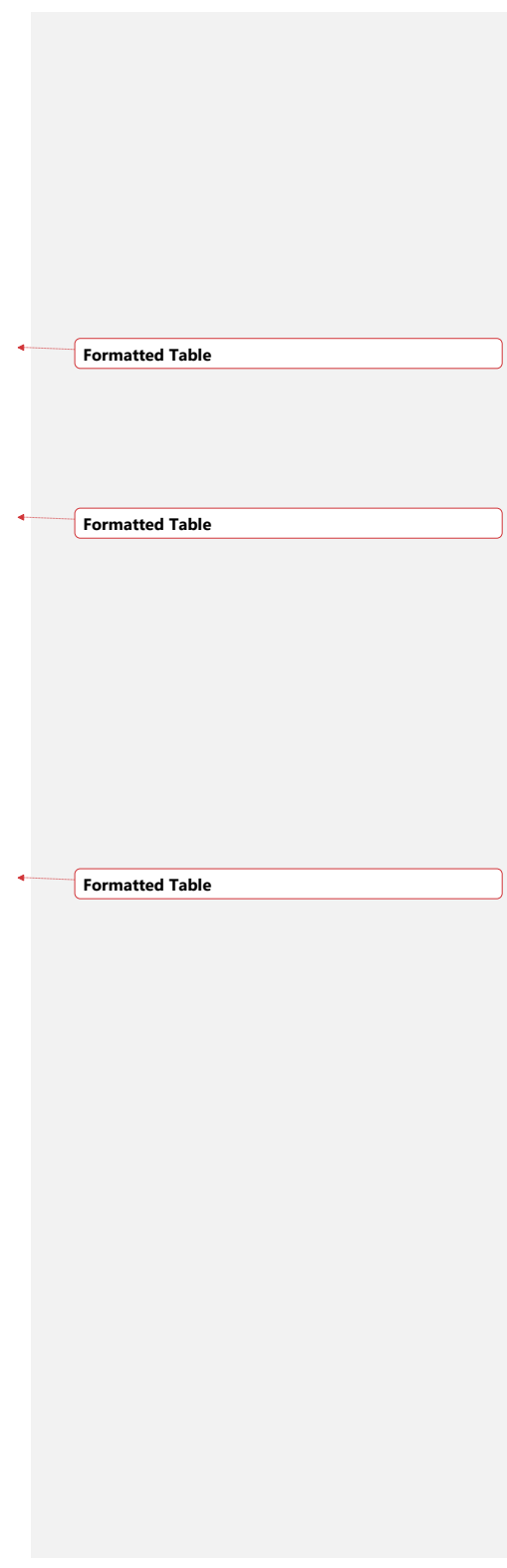
CR 6300 – Change MC

CR 6301 – Change MC – Retrospective

PARTICIPANT ROLE – Receives Notification of Change

Status Change	FRMP		ENLR (N/A)				LNSP		MDP		MPB		RoLR		RP		DRSP (N/A)	
	N	C	N	C	N	C	N	C	N	C	N	C	N	C	N	C	N	C
CANCELLED	-	Yes	-	-	-	-	-	-	-	-	-	-	-	-	Yes	Yes	-	-
COMPLETED	-	Yes	-	-	-	Yes	-	Yes	-	Yes	-	Yes	-	-	Yes	Yes	-	-
OBJECTED	-	Yes	-	-	-	-	-	-	-	-	-	-	-	Yes	Yes	-	-	
PENDING	-	Yes	-	-	-	-	-	-	-	-	-	-	-	Yes	Yes	-	-	
REJECTED	-	Yes	-	-	-	-	-	-	-	-	-	-	-	Yes	Yes	-	-	
REQUESTED	-	Yes	-	-	-	-	-	-	-	-	-	-	-	Yes	Yes	-	-	

** N = New Role, C = Current Role.



13.4. Change ENLR – Child NMI

13.4.1. Application [6421]

Change Reason Code	Comment
6421 – Change ENLR – Child NMI – Retrospective	Used where the New ENLR for a Child NMI is required (due to an error in the NMI Master Record) to apply a Retrospective Change to the name of the Current ENLR.

Formatted Table

13.4.2. Conditions Precedent

- The *NMI* exists in MSATS.
- The NMI Classification Code is SMALL or LARGE.
- The New LR for the *child connection point* must be the FRMP of the Parent NMI.

13.4.3. Initiating Roles

A New ENLR may initiate a Change Request to change a ENLR in MSATS in accordance with section 13.4.4.

13.4.4. LR Requirements

The New ENLR must:

- Obtain the NMI Checksum from an approved source.
- Confirm that the *NMI* is a valid *NMI* for the *connection point* prior to the Initiation of a Change Request.
- Populate a Change Request with the following information:

Change Reason Code	Participant Transaction ID	NMI and NMI Checksum
Its Participant ID	Proposed Change Date	

- Nominate itself as the New ENLR.

The New LR may populate the Change Request with the following information:

Actual End Date		
-----------------	--	--

13.4.5. Timeframe Rules

When preparing a Change Request, the New ENLR must choose a Proposed Change Date that lies between the Prospective Period and Retrospective Period, as shown Table 13-I.

Table 13-I – Timeframe Rules

CR 6421 – Change ENLR Child NMI – Retrospective

Objection Logging Period (<i>business days</i>)		Objection Clearing Period (<i>business days</i>)		Retrospective Period (<i>business days</i>)	Prospective Period (<i>business days</i>)
SMALL NMI	LARGE NMI	SMALL NMI	LARGE NMI		
1	1	10	20	130	0

Formatted Table

13.4.6. Objection Rules

The 'Yes' Roles specified in Table 13-J may Object using the Objection Codes indicated against their Roles within the Objection Logging Period specified in Table 13-I.

Table 13-J – Objection Rules

CR 6421 – Change ENLR Child NMI – Retrospective

Objection Code	NMI Class	Jur'n	FRMP		ENLR		MDP		MPB		MPC		RP		LNSP	
			N	C	N	C	N	C	N	C	N	C	N	C	N	C
NOTRESP	ALL	ALL	-	-	-	Yes	-	-	-	-	-	-	-	-	-	-
RETRO	ALL	ALL	-	-	-	Yes	-	-	-	-	-	-	-	-	-	-

** N = New Role, C = Current Role.

13.4.7. Change Request Status Notification Rules

The Change Request Status Notification Rules are specified in Table 13-K.

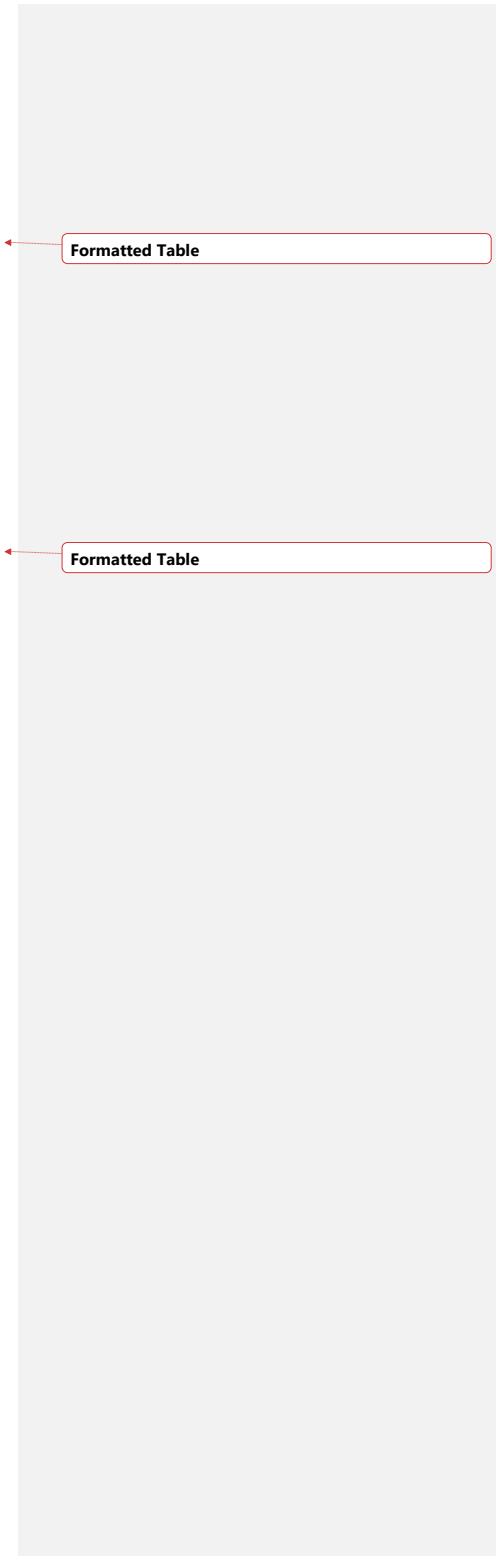
Table 13-K – Change Request Status Notification Rules

CR 6421 – Change ENLR Child NMI – Retrospective

PARTICIPANT ROLE – Receives Notification of Change

Status Change	FRMP		ENLR		LNSP		MDP		MPB		MPC		RP		DRSP	
	N	C	N	C	N	C	N	C	N	C	N	C	N	C	N	C
CANCELLED	-	-	Yes	Yes	-	-	-	Yes	-	-	-	-	-	-	-	-
COMPLETED	-	Yes	Yes	Yes	-	Yes	-	Yes	-	Yes	-	-	-	Yes	-	Yes
OBJECTED	-	-	Yes	Yes	-	-	-	Yes	-	-	-	-	-	-	-	-
PENDING	-	-	Yes	Yes	-	-	-	Yes	-	-	-	-	-	-	-	-
REJECTED	-	-	Yes	Yes	-	-	-	Yes	-	-	-	-	-	-	-	-
REQUESTED	-	-	Yes	Yes	-	-	-	Yes	-	-	-	-	-	-	-	-

** N = New Role, C = Current Role.



Formatted Table

Formatted Table

13.5. Change RoLR

13.5.1. Application [6500 6501]

Change Reason Code	Comment
6500 – Change RoLR	Used where the New RoLR is required (either by a regulatory change or due to an error in the NMI Master Record) to apply a Prospective Change to the name of the Current RoLR.
6501 – Change RoLR – Retrospective	Used where the New RoLR is required (either by a regulatory change or due to an error in the NMI Master Record) to apply a Retrospective Change to the name of the Current RoLR.

Formatted Table

13.5.2. Conditions Precedent

- (a) The NMI exists in MSATS.
- (b) The NMI Classification Code is SMALL or LARGE .

13.5.3. Initiating Roles

- (c) A New RoLR may initiate a Change Request to change a RoLR in accordance with section 13.5.4.

13.5.4. RoLR Requirements

The New RoLR must:

- (a) Obtain the NMI Checksum from an approved source.
- (b) Confirm that the NMI is a valid NMI for the connection point prior to the Initiation of a Change Request.
- (c) Populate a Change Request with the following information:

Change Reason Code	Participant Transaction ID	NMI and NMI Checksum
Its Participant ID	Proposed Change Date	

- (d) Nominate itself as the New RoLR.

The New RoLR may, for Retrospective Changes, populate the Change Request with the following information:

Actual End Date

13.5.5. Timeframe Rules

The Timeframe Rules are shown in the Table 13-L.

Table 13-L – Timeframe Rules

CR 6500 – Change RoLR

Objection Logging Period (business days)		Objection Clearing Period (business days)		Retrospective Period (business days)	Prospective Period (business days)
SMALL NMI	LARGE NMI	SMALL NMI	LARGE NMI		
0	0	0	0	0	65

Formatted Table

CR 6501 – Change RoLR – Retrospective

Objection Logging Period (business days)		Objection Clearing Period (business days)		Retrospective Period (business days)	Prospective Period (business days)
SMALL NMI	LARGE NMI	SMALL NMI	LARGE NMI		
0	0	0	0	130	0

Formatted Table

13.5.6. Objection Rules

Objections are not permitted.

13.5.7. Change Request Status Notification Rules

The Change Request Status Notification Rules are specified in Table 13-M.

Table 13-M – Change Request Status Notification Rules¹

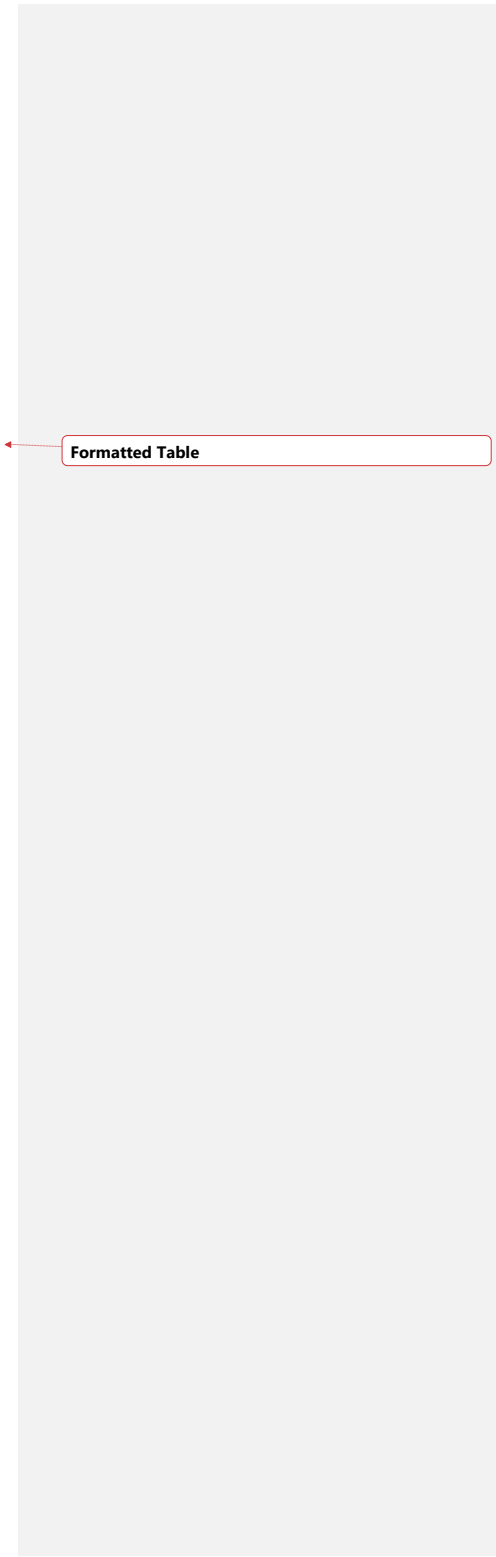
CR 6500 – Change RoLR

CR 6501 – Change RoLR – Retrospective

PARTICIPANT ROLE – Receives Notification of Change

Status Change	FRMP		ENLR (N/A)		LNSP		MDP		MPB		RoLR		RP		DRSP (N/A)		
	N	C	N	C	N	C	N	C	N	C	N	C	N	C	N	C	
CANCELLED	-	-	-	-	-	-	-	-	-	-	-	Yes	Yes	-	-	-	-
COMPLETED	-	Yes	-	-	-	Yes	-	Yes	-	Yes	Yes	Yes	-	Yes	-	-	-
OBJECTED	-	-	-	-	-	-	-	-	-	-	Yes	Yes	-	-	-	-	-
PENDING	-	-	-	-	-	-	-	-	-	-	Yes	Yes	-	-	-	-	-
REJECTED	-	-	-	-	-	-	-	-	-	-	Yes	Yes	-	-	-	-	-
REQUESTED	-	-	-	-	-	-	-	-	-	-	Yes	Yes	-	-	-	-	-

¹** N = New Role, C = Current Role.



Formatted Table

13.6. Change MPB or MPC or Both

13.6.1. Application [6700 6701]

Change Reason Code	Comment
6700 – Change MPB or MPC or both	Used where the Current MC is required to provide a Prospective Change to the Current MPB or MPC or both.
6701 – Change MPB or MPC or both – Retrospective	Used where the Current MC is required to provide a Retrospective Change the Current MPB or MPC or both.

Formatted Table

13.6.2. Conditions Precedent

- (a) The *NMI* exists in MSATS.
- (b) The NMI Classification Code is SMALL or LARGE.

13.6.3. Initiating Roles

- (c) A Current MC may initiate a Change Request to change an MPB or MPC or both in accordance with section 13.6.4.

13.6.4. MC Requirements

The Current MC must:

- (a) Obtain the NMI Checksum from an approved source.
- (b) Confirm that the NMI is a valid NMI for the connection point prior to the Initiation of a Change Request.
- (c) Populate a Change Request with the following information:

Change Reason Code	Participant Transaction ID	NMI and NMI Checksum
Its Participant ID	Proposed Change Date	

- (d) Populate the Change Request with at least one of the following information:

MPB	MPC	

The Current MC may:

- (e) For Retrospective Changes, populate the Change Request with the following information:

Actual End Date		

13.6.5. MDP Requirements

- (f) On receipt of a Data Request for Change Reason Code 6700, the MDP must initiate a Change Request to provide the Actual Change Date.

13.6.6. Timeframe Rules

When preparing a Change Request, the Current MC must choose a Proposed Change Date that lies between the Prospective Period and Retrospective Period, as shown in Table 13-N.

Table 13-N – Timeframe Rules

CR 6700 – Change MP

Objection Logging Period (business days)	Objection Clearing Period (business days)	Retrospective Period (business days)	Prospective Period (business days)
1	20	0	65

CR 6701 – Change MP – Retrospective

Objection Logging Period (business days)	Objection Clearing Period (business days)	Retrospective Period (business days)	Prospective Period (business days)
1	20	130	0

Formatted Table

Formatted Table

13.6.7. Objection Rules

The 'Yes' Roles specified in Table 13-O may Object using the Objection Codes indicated against their Roles within the Objection Logging Period specified in Table 13-N.

Table 13-O – Objection Rules

CR 6700 – Change MP

CR 6701 – Change MP – Retrospective

Objection Code	NMI Class	Jur'n	FRMP		LR		MDP		MPB		RoLR		RP		LNSP		
			N	C	N	C	N	C	N	C	N	C	N	C	N	C	
DATEBAD	ALL	ALL	-	-	-	-	-	-	Yes	-	-	-	-	-	-	-	-
DECLINED	ALL	ALL	-	-	-	-	-	-	Yes	-	-	-	-	-	-	-	-
NOTAPRD	ALL	ALL	-	-	-	-	-	-	-	-	-	-	-	-	-	-	Yes

** N = New Role, C = Current Role.

Formatted Table

13.6.8. Change Request Status Notification Rules

The Change Request Status Notification Rules are specified in Table 13-P.

Table 13-P – Change Request Status Notification Rules

CR 6700 – Change MP

CR 6701 – Change MP – Retrospective

PARTICIPANT ROLE – Receives Notification of Change

Status Change	FRMP		ENLR (N/A)		LNSP		MDP		MPB		RoLR		RP		DRSP (N/A)	
	N	C	N	C	N	C	N	C	N	C	N	C	N	C	N	C
CANCELLED	-	-	-	-	-	Yes	-	Yes	Yes	Yes	-	-	-	Yes	-	-
COMPLETED	-	Yes	-	-	-	Yes	-	Yes	Yes	Yes	-	-	-	Yes	-	-
OBJECTED	-	-	-	-	-	Yes	-	Yes	Yes	Yes	-	-	-	Yes	-	-
PENDING	-	-	-	-	-	-	-	Yes	Yes	Yes	-	-	-	Yes	-	-
REJECTED	-	-	-	-	-	Yes	-	Yes	Yes	Yes	-	-	-	Yes	-	-
REQUESTED	-	-	-	-	-	Yes	-	Yes	Yes	Yes	-	-	-	Yes	-	-

** N = New Role, C = Current Role.

Formatted Table

13.7. Change Multiple Roles

13.7.1. Application [6800 6801]

Change Reason Code	Comment
6800 – Change Multiple Roles	Used where the Current FRMP or Current MC is required to provide concurrent Prospective Changes to one or more Roles.

Formatted Table

Change Reason Code	Comment
6801 – Change Multiple Roles – Retrospective	Used where the Current FRMP or Current MC is required to provide concurrent Retrospective Changes to one or more Roles.

Formatted Table

13.7.2. Conditions Precedent

- (a) The NMI exists in MSATS.
- (b) The NMI Classification Code is SMALL or LARGE.
- (c) The date of the change of MC, MDP, MPB or MPC will be the Actual Change Date.

13.7.3. Initiating Roles

- (a) A Current FRMP may initiate a Change Request to change any or all of the MC, MDP, MPB and MPC in MSATS in accordance with section 13.7.4.
- (b) A Current MC may initiate a Change Request to change any or all of the MDP, MPB and MPC in MSATS in accordance with section 13.7.5.

13.7.4. FRMP Requirements

The FRMP must:

- (a) Obtain the NMI Checksum from an approved source.
- (b) Confirm that the NMI is a valid NMI for the connection point prior to the Initiation of a Change Request.
- (c) Populate a Change Request with the following information:

Change Reason Code	Participant Transaction ID	NMI and NMI Checksum
Participant ID	Proposed Change Date	

- (d) Populate a Change Request with one or more of the following:

MDP	MPB	MPC
RP		

The FRMP may:

- (e) For Retrospective Changes, populate the Change Request with the following information:

Actual End Date		
-----------------	--	--

13.7.5. MC Requirements

The MC must:

- (a) Obtain the NMI Checksum from an approved source.
- (b) Confirm that the NMI is a valid NMI for the connection point prior to the Initiation of a Change Request.
- (c) Populate a Change Request with the following information:

Change Reason Code	Participant Transaction ID	NMI and NMI Checksum
Participant ID	Proposed Change Date	

- (d) Populate a Change Request with one or more of the following:

MDP	MPB	MPC
-----	-----	-----

The MC may, for Retrospective Changes, populate the Change Request with the following information:

Actual End Date		
-----------------	--	--

13.7.6. MDP Requirements

The MDP must:

- (a) On receipt of a Data Request for Change Reason Code 6800 initiate a Change Request to provide the Actual Change Date.
- (b) For Prospective Changes that do not require a Meter Reading, provide the Actual Change Date within 2 days of the Proposed Change Date being reached.
- (c) For changes that require a Meter Reading, provide the Actual Change Date within 2 days of the Meter Reading.

13.7.7. Timeframe Rules

When preparing a Change Request, the Current MC or Current FRMP (as applicable) must choose a Proposed Change Date that lies between the Prospective Period and Retrospective Period, as shown in Table 13-Q.

Table 13-Q – Timeframe Rules

CR 6800 – Change Multiple Roles

Objection Logging Period (business days)	Objection Clearing Period (business days)	Retrospective Period (business days)	Prospective Period (business days)
1	20	0	65

CR 6801 – Change Multiple Roles – Retrospective

Objection Logging Period (business days)	Objection Clearing Period (business days)	Retrospective Period (business days)	Prospective Period (business days)
1	20	130	0

Formatted Table

Formatted Table

13.7.8. Objection Rules

The 'Yes' Roles specified in Table 13-V may Object using the Objection Codes indicated against their Roles within the Objection Logging Period specified in Table 13-Q.

Table 13-R – Objection Rules

CR 6800 – Change Multiple Roles

Objection Code	NMI Class	Jur'n	FRMP		LR		MDP		MPB		MPC		RP		LNSP	
			N	C	N	C	N	C	N	C	N	C	N	C	N	C
BADPARTY	ALL	ALL	-	-	-	-	-	-	-	-	-	-	-	-	Yes	-
CONTRACT	LARGE	ALL	-	-	-	-	-	-	-	-	-	-	-	-	Yes	-
DATEBAD	ALL	ALL	-	-	-	-	Yes	Yes	-	-	-	-	-	-	-	-
DECLINED	ALL	ALL	-	-	-	-	Yes	-	Yes	-	Yes	-	Yes	-	-	-
NOACC	ALL	ALL	-	-	-	-	Yes	Yes	Yes	Yes	Yes	Yes	-	-	-	-
NOTAPRD	ALL	ALL	-	-	-	-	-	-	-	-	-	-	-	-	-	Yes
NOTRESP	ALL	ALL	-	-	-	-	-	Yes	-	Yes	-	Yes	-	-	-	-

Formatted Table

CR 6801 – Change Multiple Roles – Retrospective

Objection Code	NMI Class	Jur'n	FRMP		LR		MDP		MPB		MPC		RP		LNSP	
			N	C	N	C	N	C	N	C	N	C	N	C	N	C
BADDATA	ALL	ALL	-	-	-	-	Yes	Yes	-	-	-	-	-	-	-	-
BADPARTY	ALL	ALL	-	-	-	-	-	-	-	-	-	-	-	Yes	-	-
CONTRACT	LARGE	ALL	-	-	-	-	-	-	-	-	-	-	-	Yes	-	-
DATEBAD	ALL	ALL	-	-	-	-	Yes	Yes	-	-	-	-	-	-	-	-
DECLINED	ALL	ALL	-	-	-	-	Yes	-	Yes	-	Yes	-	Yes	-	-	-
NOTAPRD	ALL	ALL	-	-	-	-	-	-	-	-	-	-	-	-	-	Yes
NOTRESP	ALL	ALL	-	-	-	-	-	Yes	-	Yes	-	Yes	-	-	-	-
RETRO	ALL	ALL	-	-	-	-	-	-	-	-	-	-	-	Yes	-	-

Formatted Table

** N = New Role, C = Current Role.

13.7.9. Change Request Status Notification Rules

The Change Request Status Notification Rules are specified in Table 13-S.

Table 13-S – Change Request Status Notification Rules

CR 6800 – Change Multiple Roles

CR 6801 – Change Multiple Roles – Retrospective

PARTICIPANT ROLE – Receives Notification of Change

Status Change	FRMP		ENLR (N/A)		LNSP		MDP		MPB		MPC		RP		DRSP (N/A)		
	N	C	N	C	N	C	N	C	N	C	N	C	N	C	N	C	
CANCELLED	-	Yes	-	-	-	Yes	Yes	Yes	Yes	Yes	Yes	Yes	Yes	Yes	Yes	-	-
COMPLETED	-	Yes	-	-	-	Yes	Yes	Yes	Yes	Yes	Yes	Yes	Yes	Yes	Yes	-	-
OBJECTED	-	Yes	-	-	-	Yes	Yes	Yes	Yes	Yes	Yes	Yes	Yes	Yes	Yes	-	-
PENDING	-	Yes	-	-	-	Yes	Yes	Yes	Yes	Yes	Yes	Yes	Yes	Yes	Yes	-	-
REJECTED	-	Yes	-	-	-	-	-	-	-	-	-	-	-	-	Yes	-	-
REQUESTED	-	Yes	-	-	-	Yes	Yes	Yes	Yes	Yes	Yes	Yes	Yes	Yes	Yes	-	-

** N = New Role, C = Current Role.

14. Not used in the NT Procedures

15. AEMO ONLY – CHANGE REQUESTS

15.1. AEMO-Initiated Standing Data Updates

15.1.1. Application [5100 5101]

Change Reason Code	Comment
5100 – Correct NMI Master Data – (AEMO Only)	Used where AEMO identifies a requirement for an urgent Prospective Change (i.e., in less time than it would take to change that data item because of the allowance for an Objection Logging Period) to MSATS data about a <i>connection point</i> or where several data items that normally can't be changed in the same transaction must be changed at the same time.
5101 – Correct NMI Master Data – Retrospective (AEMO Only)	Used where AEMO identifies a requirement for an urgent Retrospective Change (i.e., in less time than it would take to change that data item because of the allowance for an Objection Logging Period) to MSATS data about a connection point or where several data items that normally can't be changed in the same transaction must be changed at the same time.

Formatted Table

15.1.2. Conditions Precedent

- (a) The *NMI* exists in MSATS.
- (b) The NMI Classification Code is SMALL or LARGE.

15.1.3. Initiating Roles

- (c) AEMO may initiate a Change Request to create a *NMI* record in accordance with section 15.1.4.

15.1.4. AEMO Requirements

AEMO must:

- (a) Obtain the NMI Checksum from an approved source.
- (b) Confirm that the NMI is a valid NMI for the connection point prior to the Initiation of a Change Request.
- (c) Populate a Change Request with the following information:

Change Reason Code	Participant Transaction ID	NMI and NMI Checksum
Its Participant ID	Proposed Change Date	

AEMO may:

- (d) Populate the Change Request with values for the following fields (as applicable):

TNI Code	DLF Code	Jurisdiction Code
NMI Status Code	NMI Classification Code	FRMP
LNSP	LR	RP
MPB	MDP	MPC
RoLR	NSP2	DRSP
TNI Code 2	Locality	State
Postcode	Building Name	Feeder Class
DPID	Flat Number	Flat Type
Floor Number	Floor Type	House Number
House Number Suffix	Location Descriptor	Lot Number
Street Name	Street Suffix	Street Type

TNI Code	DLF Code	Jurisdiction Code
Child Name	Parent Name	Aggregate Flag
Customer Classification Code	Customer Threshold Code	Connection Configuration
Shared Isolation Point Flag	GNAF PID	House Number To
Section Number	DP Number	Meter Malfunction Exemption Number
Meter Malfunction Exemption Expiry Date		

(e) Not used in the NT Procedures:

(f) Populate the Change Request with the following information for each meter:

Meter Serial ID (at least one)	Metering Installation Type Code	Meter Register Status Code
Meter Hazard	NSRD	Meter Location
Meter Read Type	Meter Use	Meter Manufacturer
Meter Model	Test Result	Last Test Date
Current Transformer Location	Current Transformer Type	Current Transformer Ratio (Available)
Current Transformer Accuracy Class	Current Transformer Test	Current Transformer Ratio (Connected)
Current Transformer Test Date	Voltage Transformer Location	Voltage Transformer Type
Voltage Transformer Ratio (Available and Connected)	Voltage Transformer Accuracy Class	Voltage Transformer Test
Voltage Transformer Test Date	GPS Coordinates - Latitude	GPS Coordinates – Longitude

(g) Populate the Change Request with the following information for each register:

Register ID (at least one for each meter)	Register Identifier Status Code (for each register)	Network Tariff Code
Actual/Cumulative Indicator (for each register)	Controlled Load Indicator (for each register)	Network Tariff Code Additional Information
MDM Contributory Suffix (this can also be supplied by the MDP)		
Time of Day Code (for each register)	Dial Format (for each register)	Multiplier Value (for each register)
Unit of Measure Code (for each register)		

(h) For Retrospective Changes, populate the Change Request with the following information:

Actual End Date		
-----------------	--	--

15.1.5. Timeframe Rules

When preparing a Change Request, AEMO must choose a Proposed Change Date that lies between the Prospective Period and Retrospective Period, as shown in Table 15-A.

Table 15-A – Timeframe Rules

CR 5100 – Correct NMI Master Data – (AEMO Only)

Objection Logging Period (business days)	Objection Clearing Period (business days)	Retrospective Period (business days)	Prospective Period (business days)
0	0	0	65

Formatted Table

CR 5101 – Correct NMI Master Data – Retrospective (AEMO Only)

Objection Logging Period (business days)	Objection Clearing Period (business days)	Retrospective Period (business days)	Prospective Period (business days)
0	0	150	0

Formatted Table

15.1.6. Objection Rules

Objections are not permitted.

15.1.7. Change Request Status Notification Rules

The Change Request Status Notification Rules are specified in Table 15-B.

Table 15-B – Change Request Status Notification Rules

CR 5100 – Correct NMI Master Data – (AEMO Only)

CR 5101 – Correct NMI Master Data – Retrospective (AEMO Only)

PARTICIPANT ROLE – Receives Notification of Change

Status Change	FRMP		ENLR (N/A)		LNSP		MDP		MPB		RoLR		RP		NSP2 (N/A)		DRSP (N/A)		
	N	C	N	C	N	C	N	C	N	C	N	C	N	C	N	C	N	C	
CANCELLED	-	-	-	-	-	-	-	-	-	-	-	-	-	-	-	-	-	-	-
COMPLETED	Yes	Yes	-	-	Yes	Yes	Yes	Yes	Yes	Yes	Yes	-	-	Yes	Yes	-	-	-	-
OBJECTED	-	-	-	-	-	-	-	-	-	-	-	-	-	-	-	-	-	-	-
PENDING	-	-	-	-	-	-	-	-	-	-	-	-	-	-	-	-	-	-	-
REJECTED	-	-	-	-	-	-	-	-	-	-	-	-	-	-	-	-	-	-	-
REQUESTED	-	-	-	-	-	-	-	-	-	-	-	-	-	-	-	-	-	-	-

Formatted Table

** N = New Role, C = Current Role.

15.2. Change Role, TNI or DLF CODE – Bulk Change Tool (BCT)

15.2.1. Introduction

- (a) This is a special transaction undertaken by AEMO in limited circumstances, such as when a RoLR Event occurs as it is designed to manage bulk changes of Participant IDs, TNI Codes or DLF Codes.
- (b) The BCT can only be used by AEMO.
- (c) Section 15.2 covers changes to the following NMI Standing Data items:

LNSP	LR	FRMP
MDP	MPB	MPC
RP	RoLR	TNI Code
DLF Code	TNI Code 2	

- (d) Access rights to the BCT function are restricted and will only be available to a person nominated by NTESMO & AEMO.
- (e) When activated, BCT will use a unique Change Reason Code to update the data specified in the BCT request by AEMO.
- (f) When the BCT is used, active Change Requests may be Cancelled.
- (g) A BCT following a RoLR Event will change the identity of the Current FRMP in the NMI Master Record to the Participant ID of the Participant that the relevant Regulator has nominated to undertake the RoLR function. (Note the BCT does not use the information specified in the RoLR role against the NMI).
- (h) Not used in the NT Procedures
- (i) Notification of a change to the NMI Master Record as in accordance with the Change Request Status Notifications Rules.
- (j) Responsibilities for requesting, authorising and implementing use of the BCT will be as per Table 15-C.

Table 15-C – Request/Authorise/Implementation Scenarios

Scenario	Request	Authorise	Implement
Mergers & Acquisitions	Participants	NTESMO	AEMO
TNI & DLF Code updates	Participants	NTESMO	AEMO
RoLR Events	Relevant Regulator	NTESMO	AEMO
Any other scenario	Jurisdictions/Participants	NTESMO	AEMO

Formatted Table

15.2.2. Conditions Precedent

- (a) For all events:
 - (i) The *NMI* exists in MSATS.
 - (ii) The Effective Date of the BCT Change Requests shall always be retrospective.
 - (iii) The *NMI* can be any NMI Classification Code.
 - (iv) AEMO has agreement on requirements and details from all parties impacted (except for RoLR Event).
 - (v) The use of the BCT functionality is not dependant on the provision of any Meter Readings at the effective date.

(b) RoLR Events:

See NEM ROLR Processes

(c) Mergers & Acquisitions

The Participant IDs involved must have the same ABN and the same Jurisdictional licences.

15.2.3. Requesting Participant Requirements

Where Table 14-C indicates that a Participant may request the use of the BCT, the requesting Participant must:

- (a) Provide at least one data item (data field) for change.
- (b) Specify the Start and End Date (if required) for the BCT process.
- (c) Ensure that all changing data items are active for the whole of the time period specified for the BCT.
- (d) Ensure all impacted Participants are consulted and have provided approval for change to AEMO.
- (e) Specify the notifications to be sent out for the BCT process.
- (f) Specify the action required to be taken when a conflicting Change Request is found for the NMIs in the BCT process.
- (g) Provide the selection criteria for NMIs to be included in the BCT from the following fields:

LNSP	LR	FRMP
MDP	MPB	MPC
RP	RoLR	TNI Code
DLF Code	Post Code	Aggregate Flag
NMI Status Code	NMI Classification Code	Jurisdiction Code
Parent Name (ID or "if null" or "if not null")	Child Name (ID or "if null" or "if not null")	The Tier Status (not required if both the LR and FRMP are provided as selection criteria)
NMI Limit (Maximum number of NMIs to be processed in the run)	Previous BCT Run Identifier (i.e. Change all NMIs in a previous BCT event)	TNI Code 2

- (h) Nominate at least one of the following information for change via the BCT:

LNSP	LR	FRMP
MDP ⁽¹⁾	MPB ⁽¹⁾	MPC ⁽¹⁾
RP	RoLR	TNI Code
DLF Code	TNI Code 2	

Note(1): The requesting Participant must be the MC to nominate the MDP, MPB and MPC Roles.

The requesting Participant may further specify a list of NMIs to be used as part of the selection criteria.

15.2.4. Impacted Participant Requirements

Impacted Participants must:

- (a) Provide AEMO acceptance or rejection of the criteria set by the requesting Participant for use with the BCT.
- (b) Where rejecting the criteria set by the requesting Participant for use with the BCT, provide AEMO a reasonable justification for the rejection.

15.2.5. MDP Requirements

Not used in the NT Procedures.

15.2.6. Timeframe Rules

- (a) The BCT can only be used to make Retrospective Changes.
- (b) The Timeframe Rules that apply to the appropriate Change Reason Code that would normally have applied will apply to BCT changes.

15.2.7. Objection Rules

Objections are not permitted.

15.2.8. Change Request Status Notification Rules

The Change Request Status Notification Rules are configurable to suit the changes being made. In each case these will need to be specified by the Initiating Participant. For all events, only COM notifications will be provided.

16. Access to CATS Standing Data

16.1. Introduction

- (a) This section provides the obligations and data available for access to CATS Standing Data through MSATS.
- (b) There are two different methods of accessing CATS Standing Data:
 - (i) CATS Standing Data that is available for NMI Discovery Search; and
 - (ii) CATS Standing Data that can be accessed by Participants with a relationship to a *NMI*.
- (c) The entire set of CATS Standing Data and NMI Standing Data for NMI Discovery Search is the specified sub-set of CATS Standing Data identified in Table 16-C – NMI Standing Data Items and CATS Standing Data NMI Discovery Data Access Rules.

16.2. Participant

- (a) In accordance with Jurisdictional requirements, a Participant may seek access to *NMI Standing Data* from MSATS as set out in section 16.3.1 for the purpose of identifying the *NMI* attributes assigned to a *connection point* or as otherwise permitted by the Jurisdiction.
- (b) If agreed with a potential End User, a Participant may seek access to NMI Standing Data from MSATS in accordance with section 16.3.2 for the purpose of identifying the NMI Standing Data assigned to a connection point or as otherwise prescribed by the Jurisdiction.
- (c) A Participant may seek access to NMI Standing Data from MSATS in accordance with section 16.3.4 only for the purpose of:
 - (i) Identifying the Current FRMP so the End User can be referred to them in order to arrange abolishment of the *NMI* from MSATS;
 - (ii) Identifying the Current FRMP to advise that an error correction transfer (CR 1023 and 1029) will be raised; or
 - (iii) Identifying the most recent previous FRMP to arrange with them to raise a transfer in order to win back a *NMI* transferred in error (CR1025).
- (d) A Current Participant is provided with access to CATS Standing Data in MSATS in accordance with Table 16-C – NMI Standing Data Items and CATS Standing Data NMI Discovery Data Access Rules.
- (e) For the purpose of this section, a reference to a:
 - (i) Participant;
 - (ii) *retailer*; or
 - (iii) FRMP,is also a reference to a *Customer's Disclosee* under section 8.6.2(b1) of the NT NER.
- (f) A retailer must only perform NMI Discovery Search 3 on any NMIs where the retailer is:
 - (i) seeking to progress error correction transfers (prior to initiating a CR 1023 and 1029);
 - (ii) seeking the previous FRMP to win back a *NMI* won in error – (CR 1025); and
 - (iii) not the FRMP and in receipt of an End User's request for abolishment of a *NMI* from MSATS.
- (g) When initiating NMI Discovery Search 3, a retailer must ensure:
 - (i) When using the reason code of TRI (Transferred In Error), they are the Current FRMP or the most recent previous FRMP for a given *NMI*. (This applies where the Current FRMP

needs to request a *retailer* to transfer back a *NMI* transferred in error or the most recent previous FRMP has identified another *retailer* has transferred the *NMI* in error and is seeking to transfer it back.)

- (ii) When using the reason code of NNS (New NMI Setup Error – see Table 16-B), the *NMI* was created in the past 130 *business days* from the NMI Discovery Search 3 date.
- (h) An MC may seek access to NMI Standing Data from MSATS in accordance with section 16.3.5 only for the purpose of identifying the NMI Classification of ‘LARGE’ in order to arrange a change of MC.
- (i) A current or prospective MC must:
 - (i) only carry out an MC Standing Data Search on NMIs where they are the Current MC; or
 - (ii) only perform MC Standing Data Search activity for the purpose of responding to a request from a large customer/retailer to assist in the appointment of the prospective MC.
- (j) The LNSP must:
 - (i) Only carry out a NMI Discovery Search 1 on any *NMIs* where they are the Current LNSP.
 - (ii) Only perform NMI Discovery Search 1 within its local area for the purpose of responding to a request from a *retailer* to assist in the resolution of a *NMI Standing Data* problem, or to perform quality checks of its data within MSATS.
 - (iii) Only carry out a NMI Discovery Search 2 on any *NMIs* where they are the Current LNSP.
 - (iv) Only perform NMI Discovery Search 2 activity within its local area for the purpose of responding to a request from a *retailer* to assist in the resolution of a *NMI Standing Data* problem, or to perform quality checks of its data within MSATS.
- (k) Not used in the NT Procedures

16.3. Request a NMI Discovery Search

- (a) The following access to CATS Standing Data is available to a Participant in MSATS:
 - (i) NMI Discovery Search 1
Identifies the *NMI* characters that have been assigned to an End User’s *connection point*, as described in section 16.3.1.
 - (ii) NMI Discovery Search 2 – *NMI Standing Data*
Identifies the *NMI Standing data* that has been assigned to the End User’s *connection point* and is available for release in accordance with NMI Standing Data Access Rules, as provided in section 16.3.2.
 - (iii) CATS Standing Data
CATS Standing Data Access Rules are contained in section 16.3.3.
 - (iv) NMI Discovery Search 3 – *NMI Standing Data*.
Used by retailers to progress error correction CRs, identify the previous FRMP, or for seeking agreement to the raising of a retrospective align with meter read transfers.
 - (v) MC Standing Data Search.
Identifies the *NMI Standing data* that has been assigned to the End User’s *connection point* and is available for release in accordance with NMI Standing Data Access Rules, as provided in section 16.3.5.

16.3.1. NMI Discovery Search 1 – NMI Search Rules

- (a) The available NMI search options are:

- (i) DPID;
 - (ii) Meter Serial ID; and
 - (iii) Address (without DPID).
- (b) If a match occurs, MSATS will return to the Participant the data contained in Table 16-C – NMI Standing Data Items and CATS Standing Data NMI Discovery Data Access Rules. No other information will be provided.
- (c) The NMI Search Rules are shown in Table 16-A.

Table 16-A – NMI Search Rules

Role	DPID	Meter Serial ID	NMI Address	Address returned in Stage 1	Number of Records Returned if Multiple Match
FRMP LNSP	Yes	Yes	Yes	Yes	99

Formatted Table

16.3.2. NMI Discovery Search 2 – NMI Standing Data Access Rules

- (a) This section 16.3.2 specifies the *NMI Standing Data* that is available to *retailers* and NSPs which do not have the consent of an End User.
- (b) The NMI Standing Data items that would be returned to a FRMP or LNSP in all Jurisdictions on a successful data access request are specified in Table 16-C – NMI Standing Data Items and CATS Standing Data NMI Discovery Data Access Rules. Further details of each data item can be found in the MSATS standing data tables from the “Standing Data for MSATS” document.

16.3.3. CATS Standing Data Access Rules

- (a) The CATS Standing Data Access Rules specify which items of CATS Standing Data may be accessed by which Role within each Jurisdiction.
- (b) The CATS Standing Data Access Rules are shown in Table 16-C – NMI Standing Data Items and CATS Standing Data NMI Discovery Data Access Rules.

16.3.4. NMI Discovery Search 3 – NMI Standing Data Access Rules

- (a) The CATS Standing Data Access Rules specify which items of CATS Standing Data may be accessed by which Role within each Jurisdiction.
- (b) The valid standing data items that would be returned to the initiating Role in all Jurisdictions on a successful data access request are specified in Table 16-B.

Table 16-B – NMI Standing Data Items returned in all Jurisdictions for a Search 3 Search Request per Reason Code

Reason code	Description	MSATS Name of the data item returned	Description of data item returned on a successful request
	All	NMI	A 10 digit national metering identifier.
NNS	New NMI Setup Error	FRMP	Up to 10 character code representing the identity of the Current FRMP.
OTR	Other Transfer Error	FRMP	Up to 10 character code representing the identity of the Current FRMP.
SAB	Site Abolishment	FRMP, Start Date	Up to 10 character code representing the identity of the Current FRMP. Start Date of the Current FRMP record.
TRI	Transferred In Error	FRMP, Start Date	Up to 10 character code representing the identity of the Current FRMP. Start Date of the Current FRMP record.

Formatted Table

Reason code	Description	MSATS Name of the data item returned	Description of data item returned on a successful request
TRI	Transferred In Error	FRMP, End Date	Up to 10 character code representing the identity of the most recent previous FRMP. End Date of the most recent previous FRMP record.

Formatted Table

16.3.5. MC Standing Data Search – NMI Standing Data Access Rules

- (a) This section 16.3.5 specifies the NMI Standing Data that is available to MCs which do not have the consent of an End User.
- (b) The NMI Standing Data items returned to an MC in all Jurisdictions on a successful data access request are specified in Table 16-C – NMI Standing Data Items and CATS Standing Data NMI Discovery Data Access Rules.

Table 16-C – NMI Standing Data Items and CATS Standing Data NMI Discovery Data Access Rules

Data Item	Description	Jurisdiction	Standing Data Access Rights											NMI Discovery		
			DIRSP	FRMP	ENLR	LNSP	MIDP	MPB	MPC	RP	RoLR	NEMMI	NSPZ	Search 1	Search 2	MC Search
MSATS Standing Data Table: NMI DATA (CATS_NMI_DATA)																
AggFlag	A flag that may be used for the transition from MAS to MSATS. This field is used by MDM to determine which settlement reports data goes into, that is whether it should be aggregated or not. Can be a 'Y' or 'N'.	ALL	-	Yes	-	Yes	Yes	Yes	-	Yes	-	Yes	-	-	-	-
BuildingName	The full name used to identify the physical building or property as part of its location.	ALL	-	Yes	-	Yes	Yes	Yes	Yes	Yes	-	Yes	-	Yes	Yes	Yes
ConnectionConfiguration	Two-character code to denote information about the configuration of the connection point.	ALL	-	Yes	-	Yes	Yes	Yes	Yes	Yes	-	Yes	-	Yes	Yes	Yes
Customer Classification Code	A code that defines the End User class or in over-riding Jurisdictional instruments. (see section 4.10.1)	ALL	-	Yes	-	Yes	Yes	Yes	Yes	Yes	-	Yes	-	Yes	Yes	Yes
Customer Threshold Code (CustomerThreshold Code)	A code that defines the consumption threshold as defined in over-riding Jurisdictional instruments. (see section 4.10.2)	ALL	-	Yes	-	Yes	Yes	Yes	Yes	Yes	-	Yes	-	Yes	Yes	Yes
DLF Code (DLFCode)	DLF Code used to indicate the DLF value for the given NMI.	ALL	-	Yes	-	Yes	Yes	Yes	-	Yes	-	Yes	-	-	Yes	Yes
DPID	Delivery point identifier – the numeric descriptor for a postal delivery point which is equal to a physical address.	ALL	-	Yes	-	Yes	Yes	Yes	Yes	Yes	-	Yes	-	Yes	Yes	-
DPNumber	Not used in the NT Procedures	ALL	-	Yes	-	Yes	Yes	Yes	Yes	Yes	-	Yes	-	Yes	Yes	Yes
Child Name (EmbNetChild)	The embedded network identifier code is used to identify which embedded network this Child NMI is part of. (If on a NMI record this field is not populated, it is assumed the NMI is not the Child NMI of any other Parent NMI.)	ALL	-	Yes	-	Yes	Yes	Yes	Yes	Yes	-	Yes	-	Yes	Yes	-
Parent Name (EmbNetParent)	The embedded network identifier code is used to identify which embedded network this NMI is the 'parent of'. (If on a NMI record this field is not populated, it is assumed the NMI is not the parent of any other NMI.)	ALL	-	Yes	-	Yes	Yes	Yes	Yes	Yes	-	Yes	-	Yes	Yes	-
Feeder Class	To provide a 15 character long field in varchar format for logical grouping of NMIs based on a DNSP's distribution feeder.	ALL	-	Yes	-	Yes	-	-	-	Yes	-	Yes	-	Yes	Yes	-

Formatted Table

Formatted Table

Data Item	Description	Jurisdiction	Standing Data Access Rights											NMI Discovery		
			DRSP	FRMP	ENLR	LNSP	MDP	MPB	MPC	RP	RoLR	NEMMI	NSP2	Search 1	Search 2	MC Search
FlatNumber	Specification of the number of the flat or unit which is a separately identifiable portion within a building/complex.	ALL	-	Yes	-	Yes	Yes	Yes	Yes	Yes	-	Yes	-	Yes	Yes	Yes
FlatType	Specification of the type of flat or unit which is a separately identifiable portion within a building/complex. Values permitted include: APT, CTGE, DUP, FY, F, HSE, KSK, MSNT, MB, OFF, PTHS, RM, SHED, SHOP, SITE, SL, STU, SE, TNHS, U, VLLA, WARD, WE.	ALL	-	Yes	-	Yes	Yes	Yes	Yes	Yes	-	Yes	-	Yes	Yes	Yes
FloorNumber	Floor Number is used to identify the floor or level of a multi-storey building/complex.	ALL	-	Yes	-	Yes	Yes	Yes	Yes	Yes	-	Yes	-	Yes	Yes	Yes
FloorType	Floor Type is used to identify the floor or level of a multi-storey building/complex. Values permitted include: B, FL, G, L, LG, M, UG.	ALL	-	Yes	-	Yes	Yes	Yes	Yes	Yes	-	Yes	-	Yes	Yes	Yes
GNAFPID	The Geocoded National Address File (G-NAF) Persistent Identifier (PID) for a given address.	ALL	-	Yes	-	Yes	Yes	Yes	Yes	Yes	-	Yes	-	Yes	Yes	Yes
HouseNum	The numeric reference of a house or property. Specifically the house number.	ALL	-	Yes	-	Yes	Yes	Yes	Yes	Yes	-	Yes	-	Yes	Yes	Yes
HouseNum Suffix	The numeric reference of a house or property. Specifically the single character identifying the house number suffix.	ALL	-	Yes	-	Yes	Yes	Yes	Yes	Yes	-	Yes	-	Yes	Yes	Yes
HouseNumTo	The numeric reference of a house or property for scenarios where the address is similar to 4-10 Smith St.	ALL	-	Yes	-	Yes	Yes	Yes	Yes	Yes	-	Yes	-	Yes	Yes	Yes
HouseNumToSuffix	The numeric reference of a house or property. Specifically the single character identifying the house number suffix to for scenarios where the address is similar to 4A-4B Smith St.	ALL	Yes	Yes	Yes	Yes	Yes	Yes	Yes	Yes	-	Yes	Yes	Yes	Yes	Yes
Jurisdiction Code	Jurisdiction Code to which the NMI belongs.	ALL	-	Yes	-	Yes	Yes	Yes	Yes	Yes	-	Yes	-	-	Yes	Yes
Last Consumer Change Date	The date a consumer starts or ends as the account holder for a premises.	ALL	-	Yes	-	Yes	Yes	Yes	-	Yes	-	Yes	-	-	-	-
Locality	The full name of the general locality containing the specific address.	ALL	-	Yes	-	Yes	Yes	Yes	Yes	Yes	-	Yes	-	Yes	Yes	Yes
Location Descriptor	A general field to capture various references to address locations alongside another physical location.	ALL	-	Yes	-	Yes	Yes	Yes	Yes	Yes	-	Yes	-	Yes	Yes	Yes
Lot Number	The lot reference number allocated to an address prior to street numbering.	ALL	-	Yes	-	Yes	Yes	Yes	Yes	Yes	-	Yes	-	Yes	Yes	Yes
Meter Malfunction Exemption Number	Not used in the NT Procedures	ALL	-	Yes	-	Yes	Yes	Yes	Yes	Yes	-	Yes	-	Yes	Yes	Yes
Meter Malfunction Exemption Expiry Date	Not used in the NT Procedures	ALL	-	Yes	-	Yes	Yes	Yes	Yes	Yes	-	Yes	-	Yes	Yes	Yes
NMI	National Meter Identifier – unique identification for each connection point.	ALL	-	Yes	-	Yes	Yes	Yes	Yes	Yes	Yes	Yes	-	Yes	Yes	Yes
NMI Checksum	A single digit number used to validate the NMI supplied to MSATS	All	-	Yes	-	Yes	-	-	-	Yes	-	Yes	-	Yes	Yes	Yes
NMI Classification Code	A code that identifies, on a Jurisdiction basis, the magnitude of the power consumed, eg small or large. (see section 4.9)	ALL	-	Yes	-	Yes	Yes	Yes	Yes	Yes	-	Yes	-	Yes	Yes	Yes
NMI Status Code (NMIStatusCode)	Code used to indicate the status of the NMI, i.e. active, de-energised, extinct. (See section 4.11)	ALL	-	Yes	-	Yes	Yes	Yes	Yes	Yes	-	Yes	-	Yes	Yes	Yes

Formatted Table

Data Item	Description	Jurisdiction	Standing Data Access Rights												NMI Discovery		
			DRSP	FRMP	ENLR	LNSP	MDP	MPB	MPC	RP	RoLR	NEMMI	NSP2	Search 1	Search 2	MC Search	
Postcode	The numeric descriptor for a postal delivery area, aligned with locality, suburb or place.	ALL	-	Yes	-	Yes	Yes	Yes	Yes	Yes	-	Yes	-	Yes	Yes	Yes	
SectionNumber	A section number corresponds to a reference that contributes to defining the legal boundaries of a plot of land in NSW and ACT.	ALL	-	Yes	-	Yes	Yes	Yes	Yes	Yes	-	Yes	-	Yes	Yes	Yes	
SharedIsolationPointFlag	A flag (Yes, No, Isolated or Unknown) to indicate the Shared Fuse Arrangement for the <i>metering installation</i> . Valid values are Y, N, I or U, e.g. "Y" indicates that a shared fuse is present.	ALL	-	Yes	-	Yes	Yes	Yes	Yes	Yes	-	Yes	-	Yes	Yes	Yes	
State	Defined State or Territory abbreviation. Values permitted include: AAT, ACT, NSW, NT, QLD, SA, TAS, VIC, WA.	ALL	-	Yes	-	Yes	Yes	Yes	Yes	Yes	-	Yes	-	Yes	Yes	Yes	
StreetName	Records the thoroughfare name.	ALL	-	Yes	-	Yes	Yes	Yes	Yes	Yes	-	Yes	-	Yes	Yes	Yes	
StreetSuffix	Records any street suffixes. Values permitted include: CN, E, EX, OR, N, NE, NW, S, SE, SW, UP, W	ALL	-	Yes	-	Yes	Yes	Yes	Yes	Yes	-	Yes	-	Yes	Yes	Yes	
StreetType	Records the street type abbreviation. Available abbreviations are listed in AS4590.	ALL	-	Yes	-	Yes	Yes	Yes	Yes	Yes	-	Yes	-	Yes	Yes	Yes	
TNI Code (TNI Code)	Transmission Node Identifier. Identifies a <i>transmission network connection point</i> .	ALL	-	Yes	-	Yes	Yes	Yes	Yes	-	Yes	-	-	Yes	Yes	Yes	
TNI Code 2 (TNI Code2)	Not used in the NT Procedures	ALL	-	Yes	-	Yes	Yes	Yes	Yes	-	Yes	-	-	Yes	Yes	Yes	

Formatted Table

Data Item	Description	Jurisdiction	Standing Data Access Rights											NMI Discovery			
			DRSP	FRMP	ENLR	LNSP	MDP	MPB	MPC	RP	RoLR	NEMM	NSP2	Search 1	Search 2	Search 3	MC Search
MSATS Standing Data Table: PARTICIPANT RELATIONS (CATS_NMI_PARTICIPANT_RELATIONS)																	
FRMP	Financially Responsible <i>Market Participant</i> , e.g. Current Retailer.	ALL	-	Yes	-	Yes	Yes	Yes	-	Yes	-	Yes	-	-	Yes	Yes	
LNSP	Current Local <i>Network Service Provider</i> (or ENM for a <i>child connection point</i>).	ALL	-	Yes	-	Yes	Yes	Yes	Yes	Yes	Yes	Yes	-	Yes	Yes	Yes	
LR	Current <i>local retailer</i> .	ALL	-	Yes	-	Yes	Yes	Yes	-	Yes	-	Yes	-	-	-	Yes	
MDP	Current MDP – Category D.	ALL	-	Yes	-	Yes	Yes	Yes	Yes	Yes	-	Yes	-	-	Yes	Yes	
MPB	Current MP – Category B.	ALL	-	Yes	-	Yes	Yes	Yes	Yes	Yes	-	Yes	-	-	Yes	Yes	
MPC	Current MDP – Category C.	ALL	-	Yes	-	Yes	Yes	Yes	Yes	Yes	-	Yes	-	-	Yes	Yes	
NEMM	Not used in the NT Procedures	ALL	-	Yes	-	Yes	Yes	Yes	Yes	Yes	-	Yes	-	-	-	-	
RoLR	Current Retailer of Last Resort.	ALL	-	Yes	-	Yes	Yes	Yes	-	Yes	Yes	Yes	-	-	-	Yes	
RP	Current <i>Metering Coordinator</i> .	ALL	Yes	Yes	-	Yes	Yes	Yes	Yes	Yes	-	Yes	-	-	Yes	Yes	
NSP2	Not used in the NT Procedures	ALL	-	-	-	Yes	Yes	-	-	Yes	-	Yes	-	-	-	-	
DRSP	Not used in the NT Procedures	ALL	-	Yes	-	-	Yes	Yes	-	-	Yes	-	-	Yes	Yes	Yes	

Formatted Table

Formatted Table

Data Item	Description	Jurisdiction	Standing Data Access Rights											NMI Discovery			
			DRSP	FRMP	ENLR	LNSP	MDP	MPB	MFPC	RP	RoLR	NEMM/NSP	Search 1	Search 2	Search 3	MC Search	
MSATS Standing Data Table: METER REGISTER (CATS_METER_REGISTER)																	
CurrentTransformerLocation	The location of the current transformer at the site.	ALL	-	Yes	-	Yes	Yes	Yes	Yes	Yes	Yes	-	Yes	-	-	-	
CurrentTransformerType	Indicates whether the current transformer at the metering installation is single phase or three phase.	ALL	-	Yes	-	Yes	Yes	Yes	Yes	Yes	Yes	-	Yes	-	-	-	
CurrentTransformerRatioAvailable	The available ratio of the current transformer at the metering installation.	ALL	-	Yes	-	Yes	Yes	Yes	Yes	Yes	Yes	-	Yes	-	-	-	
CurrentTransformerRatioConnected	The connected ratio of the current transformer at the metering installation.	ALL	-	Yes	-	Yes	Yes	Yes	Yes	Yes	Yes	-	Yes	-	-	-	
CurrentTransformerAccuracyClass	The accuracy class of the current transformer at the metering installation.	ALL	-	Yes	-	Yes	Yes	Yes	Yes	Yes	Yes	-	Yes	-	-	-	
CurrentTransformerTest	Type of test performed on metering installation with Current Transformer	ALL	-	Yes	-	Yes	Yes	Yes	Yes	Yes	Yes	-	Yes	-	-	-	
CurrentTransformerTestDate	A date that represents actual test date for metering installations with Current Transformer tested or date represents family expiry date for those included in an approved sample plan.	ALL	-	Yes	-	Yes	Yes	Yes	Yes	Yes	Yes	-	Yes	-	-	-	
GPSCoordinatesLat	GPS Coordinates Latitude is the angular measurement North or South of the equator in decimal degrees (up to 7 decimal places). Angles South of the equator will be represented as negative values. E.g. -37.8886755. It is the latitude of the metering installation and not of the site.	ALL	-	Yes	-	Yes	Yes	Yes	Yes	Yes	Yes	-	Yes	-	-	Yes	

Formatted Table

Formatted Table

Data Item	Description	Jurisdiction	Standing Data Access Rights											NMI Discovery			
			DRSP	FRMP	ENLR	LNRP	MDP	MPB	MPC	RP	RoLR	NEMM	Search 1	Search 2	Search 3	MC Search	
GPSCoordinatesLong	GPS Coordinates Longitude is the angular measurement East or West of the prime meridian in decimal degrees (up to 7 decimal places). Angles East of the Prime Meridian (e.g. Australia) will be represented as positive values. E.g. +145.1410361. It is the longitude of the metering installation and not of the site.	ALL	-	Yes	-	Yes	Yes	Yes	Yes	Yes	Yes	-	Yes	-	Yes	-	
LastTestDate	Last date on which the meter was tested.	ALL	-	Yes	-	-	Yes	Yes	Yes	Yes	Yes	-	Yes	-	-	-	
MeterHazard	Code or text indicating any dangerous conditions that may have been identified at the Site.	ALL	-	Yes	-	Yes	Yes	Yes	Yes	Yes	Yes	-	Yes	-	-	-	
Metering Installation Type Code (MeterInstall Code)	The Metering Installation Type Code indicates whether or not the meter has to be manually read. This may affect the transfer transaction process.(see section 4.12)	ALL	-	Yes	-	Yes	Yes	Yes	Yes	Yes	Yes	-	Yes	-	-	-	
MeterLocation	Code or text indicating where the meter is physically located at the premises.	ALL	-	Yes	-	Yes	Yes	Yes	Yes	Yes	Yes	-	Yes	-	Yes	-	
Meter Manufacturer	The manufacturer code for the meter.	ALL	-	Yes	-	-	Yes	Yes	Yes	Yes	Yes	-	Yes	-	-	-	
MeterModel	The manufacturer's model number for the meter.	ALL	-	Yes	-	-	Yes	Yes	Yes	Yes	Yes	-	Yes	-	-	-	
Meter Read Type (ReadTypeCode)	Code indicating how the meter is read Refer to "Standing data for MSATS - ReadTypeCode" document for further details.	ALL	-	Yes	-	Yes	Yes	Yes	Yes	Yes	Yes	-	Yes	-	-	-	
Meter Serial ID (MeterSerial)	The serial number that uniquely identifies a meter for a given NMI.	ALL	-	Yes	-	Yes	Yes	Yes	Yes	Yes	Yes	-	Yes	-	-	-	
Meter Register Status Code (MeterStatus)	Code used to indicate the status of the meter.	ALL	-	Yes	-	Yes	Yes	Yes	Yes	Yes	Yes	-	Yes	-	-	-	
MeterUse	Code indicating revenue meter, check, prepaid meter, load research, etc. This will state PREPAID in the instance where a NT site has a pre-paid meter.	ALL	-	Yes	-	Yes	Yes	Yes	Yes	Yes	Yes	-	Yes	-	Yes	-	

Formatted Table

Formatted Table

Data Item	Description	Jurisdiction	Standing Data Access Rights												NMI Discovery			
			DRSP	FRMP	ENLR	LNSP	MDP	MPB	MPF	RP	RoLR	NEMM/NSP	Search 1	Search 2	Search 3	MC Search		
Next Scheduled Read Date (NextSchRead Date)	Indicates the NSRD for the meter if a reading is required.	ALL	-	Yes	-	Yes	Yes	Yes	Yes	Yes	Yes	-	Yes	-	-	Yes	Yes	
TestResult	The result from the test performed on the date indicated in the LastTestDate field.	ALL	-	Yes	-	-	Yes	Yes	Yes	Yes	Yes	-	Yes	-	-	-	-	
VoltageTransformerLocation	The location of the voltage transformer at the site.	ALL	-	Yes	-	Yes	Yes	Yes	Yes	Yes	Yes	-	Yes	-	-	-	-	
VoltageTransformerType	Indicates whether the voltage transformer at the metering installation is single phase or three phase.	ALL	-	Yes	-	Yes	Yes	Yes	Yes	Yes	Yes	-	Yes	-	-	-	-	
VoltageTransformerRatio	The available or connected ratio of the voltage transformer at the metering installation.	ALL	-	Yes	-	Yes	Yes	Yes	Yes	Yes	Yes	-	Yes	-	-	-	-	
VoltageTransformerAccuracyClass	The accuracy class of the voltage transformer at the metering installation.	ALL	-	Yes	-	Yes	Yes	Yes	Yes	Yes	Yes	-	Yes	-	-	-	-	
VoltageTransformerTest	Type of test performed on metering installation with Voltage Transformer	ALL	-	Yes	-	Yes	Yes	Yes	Yes	Yes	Yes	-	Yes	-	-	-	-	
VoltageTransformerTestDate	A date that represents actual test date for metering installations with Voltage Transformer tested or date represents family expiry date for those included in an approved sample plan.	ALL	-	Yes	-	Yes	Yes	Yes	Yes	Yes	Yes	-	Yes	-	-	-	-	

Formatted Table

Data Item	Description	Jurisdiction	Standing Data Access Rights												NMI Discovery			
			DRSP (N/A)	FRMP	ENLR (N/A)	LNSP	MDP	MPPB	MPC	RP	RoLR	NEMMI	NSP2 (N/A)	Search 1	Search 2	Search 3	MC Search	
MSATS Standing Data Table: REGISTER ID (CATS_REGISTER_IDENTIFIER)																		
Actual/Cumulative Indicator (ActCumInd)	Actual/Subtractive indicator. Actual implies volume of energy actually metered between two dates. Cumulative indicates a Meter Reading for a specific date. A second Meter Reading is required to determine the consumption between those two dates.	ALL	-	Yes	-	Yes	Yes	Yes	Yes	Yes	Yes	-	Yes	-	Yes	-		
Controlled Load	Indicates whether the energy recorded by this register is created under a Controlled Load regime.	ALL	-	Yes	-	Yes	Yes	Yes	Yes	Yes	Yes	-	Yes	-	Yes	Yes		
DialFormat	Describes the register display format. First number is the number of digits to the left of the decimal place, and the second number is the number of digits to the right of the decimal place.	ALL	-	Yes	-	Yes	Yes	Yes	Yes	Yes	-	Yes	-	Yes	-	-		
Multiplier	Multiplier required to take a register value and turn it into a value representing billable energy.	ALL	-	Yes	-	Yes	Yes	Yes	Yes	Yes	-	Yes	-	Yes	-	Yes		
Network Tariff Code (NetworkTariff Code)	A code that identifies the Network Tariff. It is a code obligation for the LNSP to publish the meaning of these codes elsewhere (e.g. on the Internet).	ALL	-	Yes	-	Yes	Yes	Yes	Yes	Yes	-	Yes	-	Yes	-	Yes		
Network Tariff Code Additional Information (NTAddInfo)	Contains additional explanatory information about the Network Tariff if the code alone is not a sufficient explanation.	ALL	-	Yes	-	Yes	Yes	Yes	Yes	Yes	-	Yes	-	Yes	-	-		
RegisterId	The identifier which uniquely identifies this register.	ALL	-	Yes	-	Yes	Yes	Yes	Yes	Yes	-	Yes	-	Yes	-	Yes		
Register Identifier Status Code (RegisterId Status)	A code to indicate whether or not the register is active.	ALL	-	Yes	-	Yes	Yes	Yes	Yes	Yes	-	Yes	-	Yes	-	Yes		
Suffix	The suffix on the CATS_NMI_Datastream table to which energy measured on this register contributes.	ALL	-	Yes	-	Yes	Yes	Yes	Yes	Yes	-	Yes	-	Yes	-	-		
TimeOfDay	A code that indicates the time validity of the register's contents.	ALL	-	Yes	-	Yes	Yes	Yes	Yes	Yes	-	Yes	-	Yes	-	Yes		
UnitOf Measure	A code to identify the unit of measure for the data held in this register.	ALL	-	Yes	-	Yes	Yes	Yes	Yes	Yes	-	Yes	-	Yes	-	Yes		

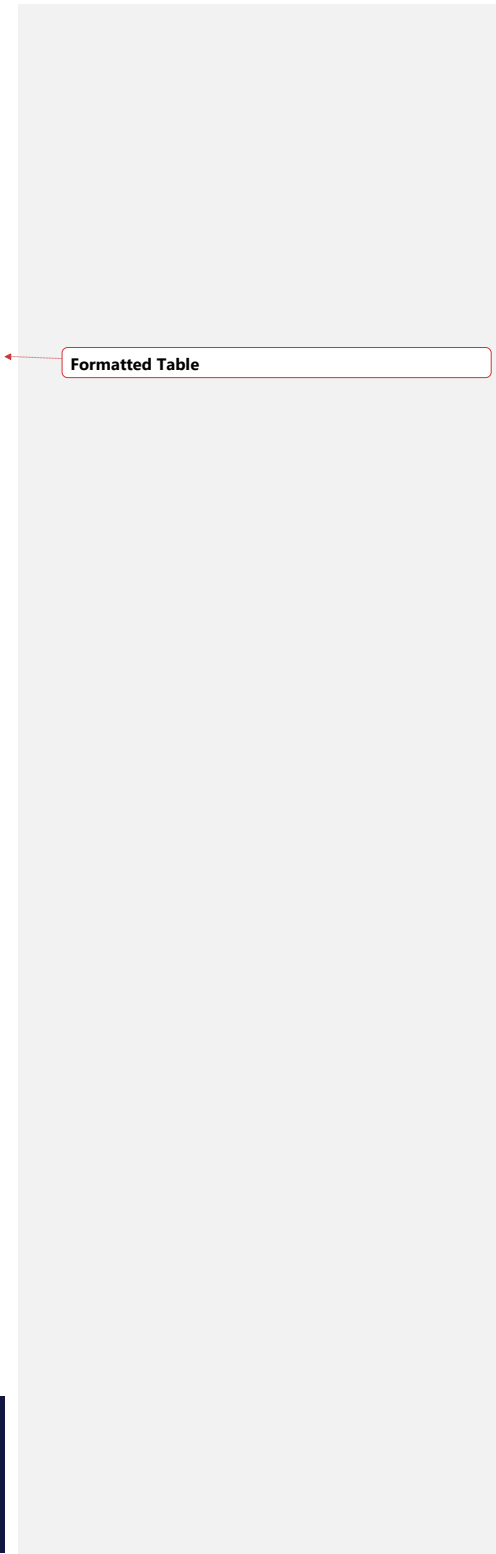
Formatted: Pattern: Clear (Background 1)

Formatted Table

Formatted Table

Formatted Table

Data Item	Description	Jurisdiction	Standing Data Access Rights											NMI Discovery		
			DRSP (N/A)	FRMP	ENR (N/A)	LNSP	MDP	MPB	MPC	RP	RoLR	NEMM	NSP2 (N/A)	Search 1	Search 2	Search 3
MSATS Standing Data Table: NMI DATASTREAM (CATS_NMI_DATA_STREAM)																
ADL (AverageDailyLoad)	Not used in the NT Procedures	ALL	Yes	Yes	Yes	Yes	Yes	Yes	-	Yes	-	Yes	Yes	Yes	Yes	Yes
DataStream Type	Not used in the NT Procedures	ALL	Yes	Yes	Yes	Yes	Yes	Yes	Yes	Yes	-	Yes	Yes	Yes	Yes	Yes
ProfileName	Not used in the NT Procedures	ALL	Yes	Yes	Yes	Yes	Yes	Yes	-	Yes	-	Yes	Yes	Yes	Yes	-
DataStream Status Code	Not used in the NT Procedures	ALL	Yes	Yes	Yes	Yes	Yes	Yes	Yes	Yes	-	Yes	Yes	Yes	Yes	Yes
Suffix	Not used in the NT Procedures	ALL	Yes	Yes	Yes	Yes	Yes	Yes	Yes	Yes	-	Yes	Yes	-	-	-



Formatted Table

		Standing Data Access Rights											NMI Discovery			
Data Item	Description	DRSP (N/A)	FRMIP	ENLR (N/A)	LNSP	MDP	MPB	MPC	RP	RoLR	NEMMI	NSP2 (N/A)	Search 1	Search 2	Search 3	MC Search
MSATS Metering Data																
Previous Read Dates	Not used in the NT Procedures															
Previous Read Quality Flag	Not used in the NT Procedures															

* Only if "Address returned in stage 1" is turned on

Formatted Table

Formatted Table